



Quick Ship Euro Mold Kit




**Shipped
same day***
* When ordered
before 12 PM

Quick Ship

Euro Mold Kit

Features:



- **extended selection of mold sizes available, from 156 x 156 up to 446 x 596**




- **drastically expanded cavity plates offering**



- **immediate availability**



- **lowest-priced mold base on the market**



Quick Ship Euro

156 x 156	6
156 x 196	10
156 x 246	14
196 x 196	18
190 x 246	22
196 x 296	26
196 x 346	30
246 x 246	34
246 x 296	38
246 x 346	42
246 x 396	46
296 x 296	50
296 x 346	54
296 x 396	58
296 x 446	62
346 x 346	66
346 x 396	70
346 x 446	74
346 x 496	78
396 x 396	82
396 x 446	86
396 x 496	90
396 x 546	94
446 x 446	98
446 x 496	102
446 x 546	106
446 x 596	110
Steel specifications	114

P-Plates

Info	118
------------	-----

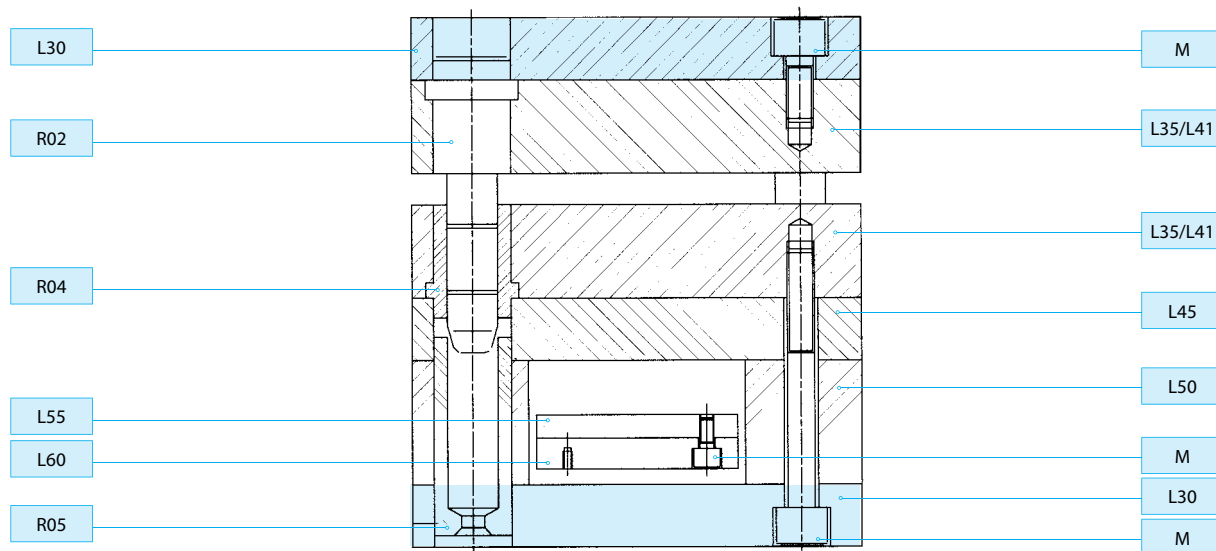
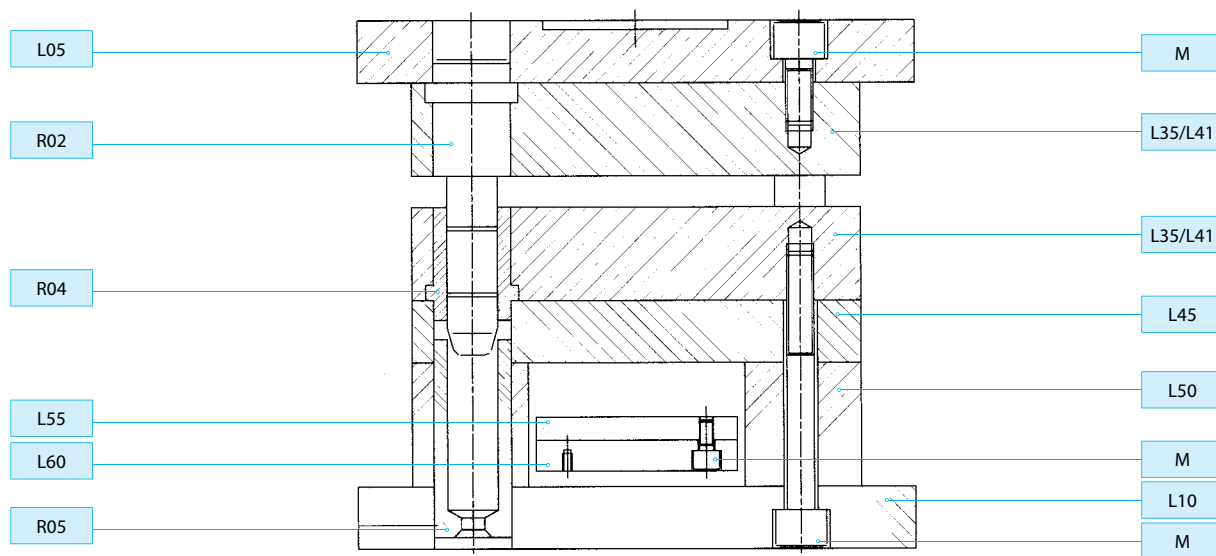
Clamping Fixtures

Quick Ship Euro	119
Universal	122



Info

Plates denomination



REF	Item	Ordering example	pcs
L05	L05 - W - L - S - Steel	L05 156 156 022 1730	1
L10	L10 - W - L - S - Steel	L10 156 156 036 1730	1
L30	L30 - W - L - S - Steel	L30 156 156 036 1730	1
L35	L35 - W - L - S - Steel	L35 156 156 046 1730	2
L41	L41 - W - L - S - Steel	L41 156 156 036 2767	1
L45	L45 - W - L - S - Steel	L45 156 156 026 1730	1
L50	L50 - W - L - S - Steel	L50 156 156 057 1730	1
L55	L55 - W - L - S - Steel	L55 156 156 012 1730	1
L60	L60 - W - L - S - Steel	L60 156 156 018 1730	1
R01	R01 - D - L1 - L	R01 156 156 022 1730	1
R02	R02 - D - L1 - L	R02 016 036 080	1
R03	R03 - D - L	R03 016 046	1
R04	R04 - D - L	R04 022 080	1
R05	R05 - D - L	R05 008 025	2
M	M - D - L	M 010 110	3



Toolox 33

TOOLOX 33 is a new steel delivered quenched and tempered with high impact toughness and very low residual stresses to get good dimensional stability.

TOOLOX 33 has a low carbide content, and is therefore excellent to machine.

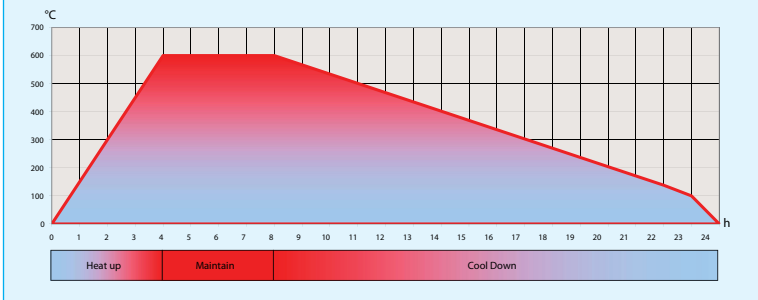
TOOLOX 33 is suitable for plastic molding, for rubber molding and machine components. With proper surface treatment, the service life of the tool/component can be prolonged.

More info see www.toolox.com



Stress relieved steel 1.1730

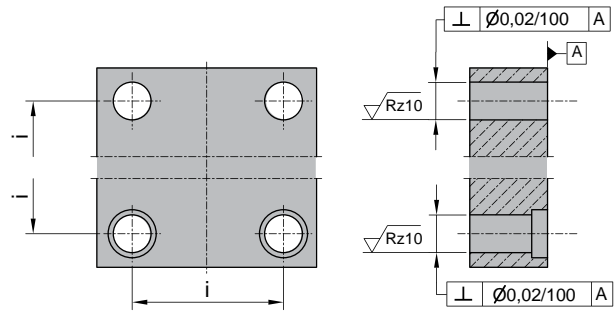
This heating process removes the inherent stress properties in steel, thereby improving machine ability and allowing us to grind parts to higher flatness standards. Steel is delivered from the most famous European steel mills and is being stress-relieved in house with great care. Thanks to the temperature being maintained for a long time and slow cooling of the oven at a rate of 35° C/h we obtain the best results.





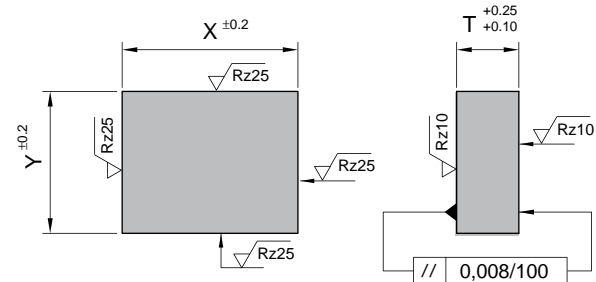
Tolerances plates

i	mm	μm
i	> 100 ≤ 125	± 10
	> 125 ≤ 160	± 11
	> 160 ≤ 200	± 12
	> 200 ≤ 250	± 13
	> 250 ≤ 315	± 15
	> 315 ≤ 400	± 16
	> 400 ≤ 500	± 17
> 500 ≤ 630	± 19	



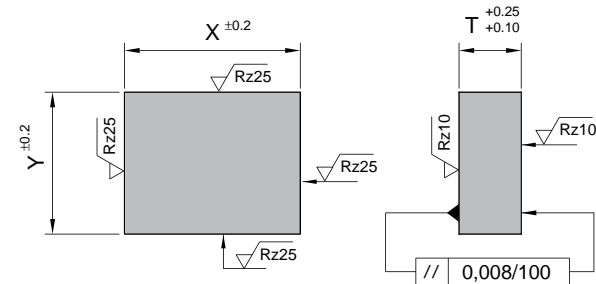
L05

Tolerances plates



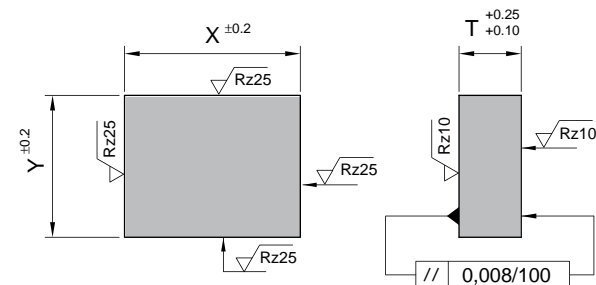
L10

Tolerances plates



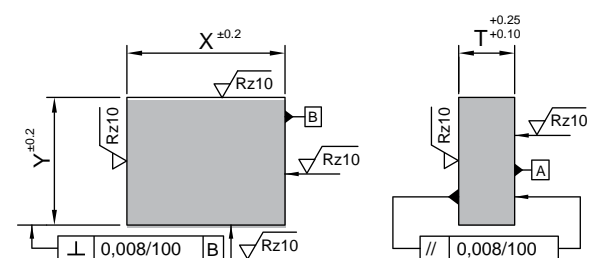
L30

Tolerances plates



L35

Tolerances plates

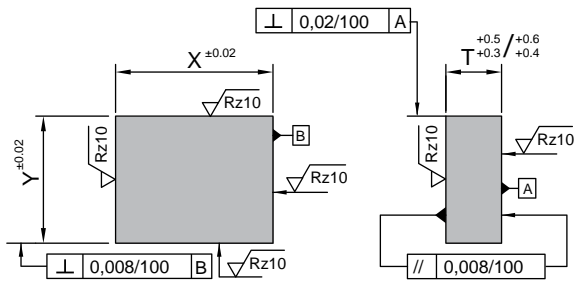


Tighter tolerances upon request only



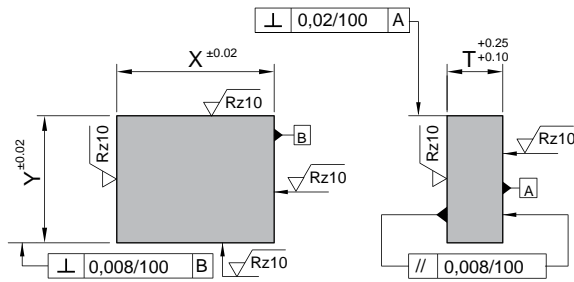
Tolerances plates

L41



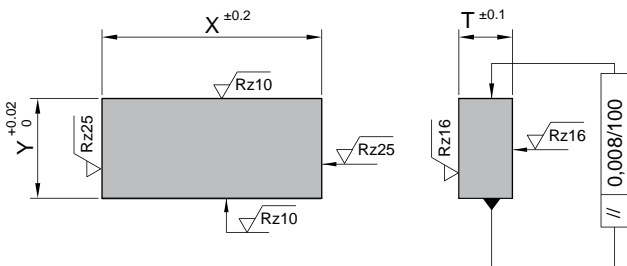
Tolerances plates

L45



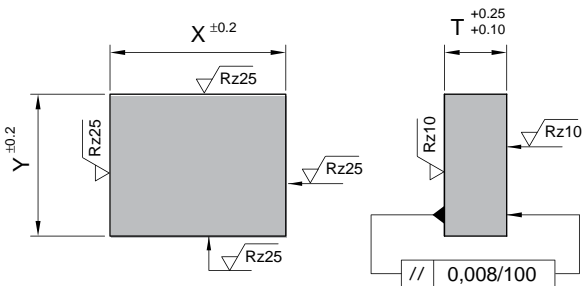
Tolerances plates

L50



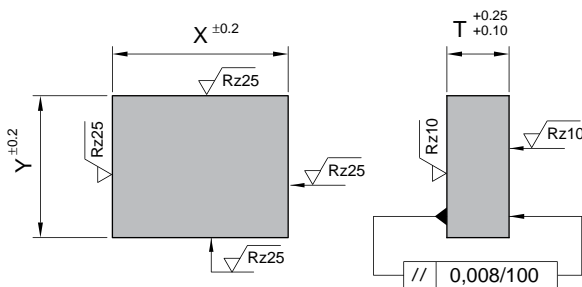
Tolerances plates

L55



Tolerances plates

L60

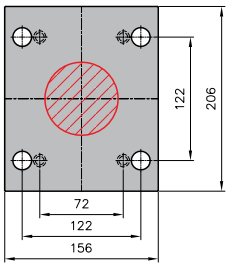




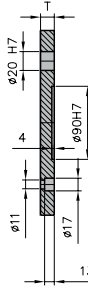
L05/L10/L30



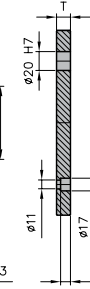
L05/L10



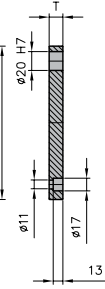
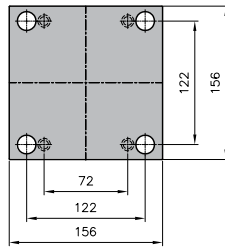
L05



L10

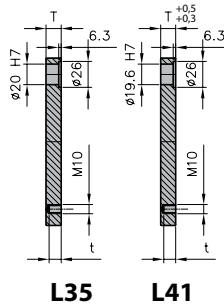
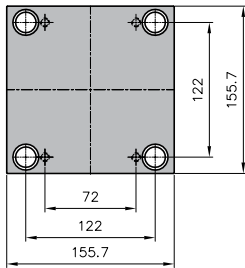


L30



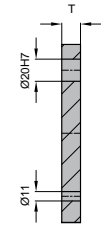
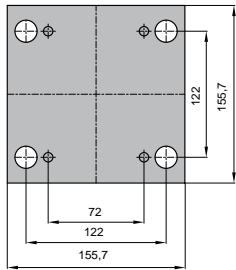
	Mat.	T			
		17	22	27	36
L05	1730		●	●	
L10	1730		●	●	
L30	1730	●	●		

L35/L41



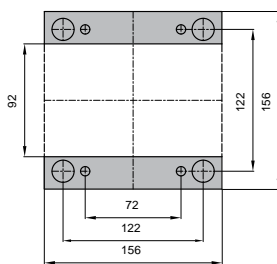
	Mat.	T								
		17	22	27	36	46	56	66	76	86
L35	1730	●	●	●	●	●	●	●	●	
	Toolox									
	2085									
	2311	●	●	●	●	●	●	●	●	
L41	2312		●	●	●	●	●	●	●	
	2343		●	●	●	●				
	2767		●	●	●	●				
	2083									

L45



Mat.	T			
	27	36	46	56
1730	●	●		

L50

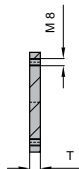
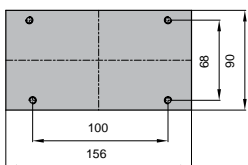


Mat.	T		
	46	56	76
1730	●	●	●

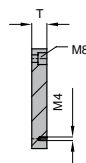
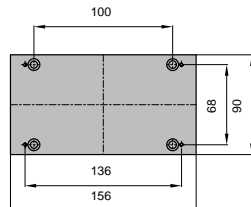
L55/L60



L55



L60

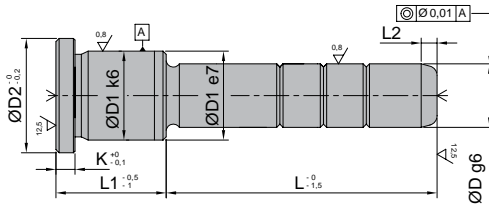


L55 Mat.	T		
	9	12	17
1730	●		

L60 Mat.	T	
	17	22
1730	●	



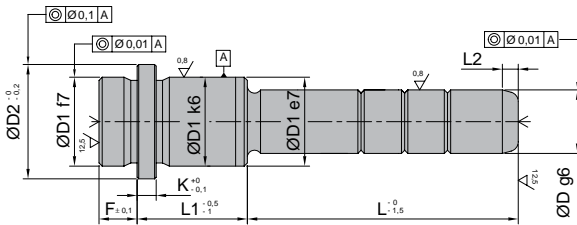
R01



Mat.: EN 10084 16NiCr4 - 1.5714

D	D1	D2	K	L2	L1	L																															
						20	25	35	40	45	50	55	60	65	70	75	80	85	90	95	105	110	115	125	135	155	165	175	195	215	235						
14/15	20	25	6	7	22	●		●	●	●	●	●								●																	
					27	●		●	●	●					●			●						●													
					36	●		●	●	●					●										●												
					46	●		●	●	●					●											●											
					56	●		●							●											●											
					66										●												●										
					76										●												●										
					86										●												●										

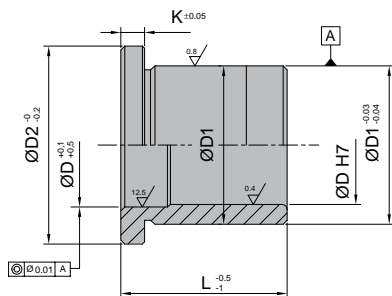
R02



Mat.: EN 10084 16NiCr4 - 1.5714

D	D1	D2	K	f	L2	L1	L																																				
							30	35	45	50	55	65	70	75	85	90	95	105	110	115	125	130	135	145	150	155	165	175	185	195	205	215	225	235	245	255	285	295					
14/15	20	25	6	9	7	17		●			●				●																												
						22	●			●				●				●																									
						27	●			●				●				●																									
						36	●			●				●				●																									
						46	●			●				●				●																									
						56	●			●				●				●																									
						66				●				●				●																									
						76				●				●				●																									
						86				●				●				●																									
						96				●				●				●																									
						116				●				●				●																									

R03



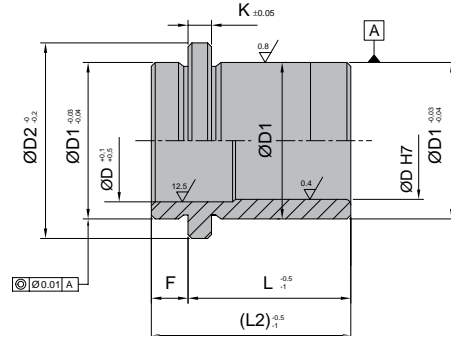
Mat.: EN 10084 16NiCr4 - 1.5714

Mat.: EN 10084 16NiCr4 - 1.5714

D	L	D1	D2	K	D	L	D1	D2	K
14/15	12	20	25	6	14/15	56	20	25	6
	17					66			
	22					76			
	27					86			
	36					96			
	46								



R04

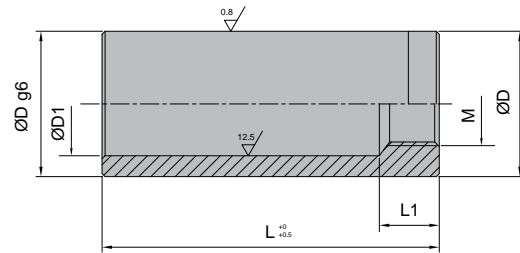


Mat.: EN 10084 16NiCr4 - 1.5714

Mat.: EN 10084 16NiCr4 - 1.5714

D	L	L2	D1	D2	K	F	D	L	L2	D1	D2	K	F
14/15	17	31	20	25	6	9	14/15	66	75	20	25	6	9
	22	31						76	85				
	27	36						86	95				
	36	45						95	104				
	46	55						116	125				
	56	65											

R05

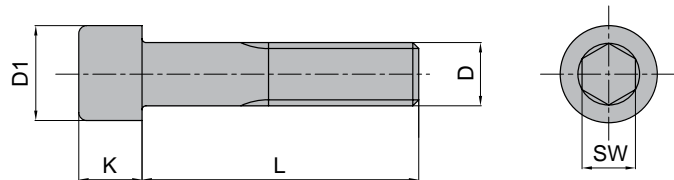


Mat.: EN 10084 16NiCr4 - 1.5714

Mat.: EN 10084 16NiCr4 - 1.5714

L1	D1	M	D	L	L1	D1	M	D	L
13	16	M8	20	30	13	16	M8	20	100
				40					120
				60					140
				80					160

M



Mat.: EN 10084 16NiCr4 - 1.5714

Mat.: EN 10084 16NiCr4 - 1.5714

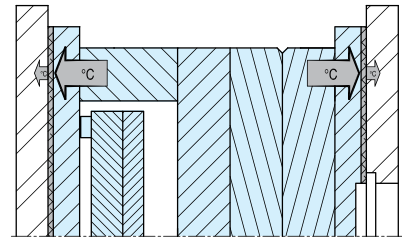
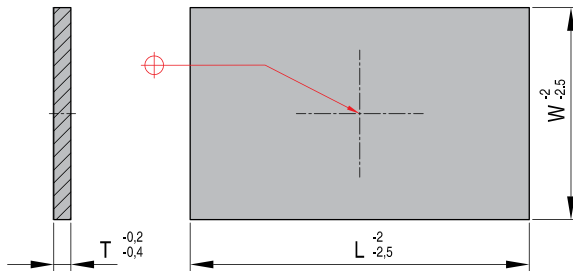
Mat.: EN 10084 16NiCr4 - 1.5714

Mat.: EN 10084 16NiCr4 - 1.5714

D	L	D1	K	SW	D	L	D1	K	SW	D	L	D1	K	SW	D	L	D1	K	SW	
M8	16	13	8	6	M10	40	16	10	8	M10	90	16	10	8	M10	160	16	10	8	
M10	16	16	10	8		45					100					180				
	18					50					110					200				
	20					55					120					220				
	25					60					130					240				
	30					70					140					260				
	M10					35					80					150				280


Insulating plates
R 42

T = 230°C
 $\lambda = 0,21 \text{ W/mK}$
 $P = 600 \text{ N/mm}^2$



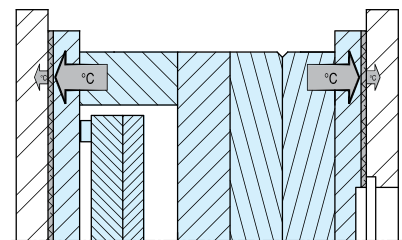
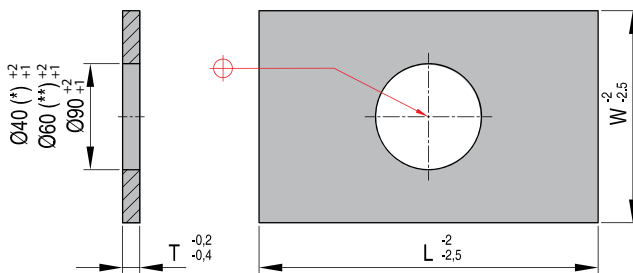
REF	W	L	T
R 42 156x156-3	156	156	3,0
R 42 156x156-5	156	156	5,0
R 42 156x196-3	156	196	3,0

REF	W	L	T
R 42 156x196-5	156	196	5,0
R 42 156x246-3	156	246	3,0
R 42 156x246-5	156	246	5,0

REF	W	L	T
R 42 156x296-5	156	296	5,0
R 42 156x396-5	156	396	5,0

Insulating plates
R 43

T = 230°C
 $\lambda = 0,21 \text{ W/mK}$
 $P = 600 \text{ N/mm}^2$



REF	W	L	T
R 43 156x156-3	156	156	3,0
R 43 156x156-5	156	156	5,0
R 43 156x196-3	156	196	3,0

REF	W	L	T
R 43 156x196-5	156	196	5,0
R 43 156x246-3	156	246	3,0
R 43 156x246-5	156	246	5,0

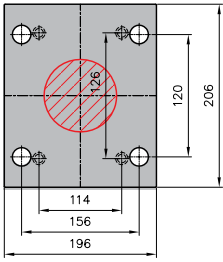
REF	W	L	T
R 43 156x296-5	156	296	5,0
R 43 156x396-5	156	396	5,0



L05/L10

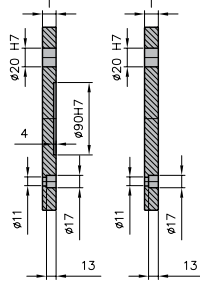


L05/L10

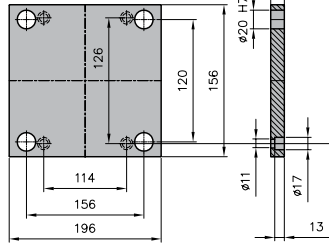


L05

L10

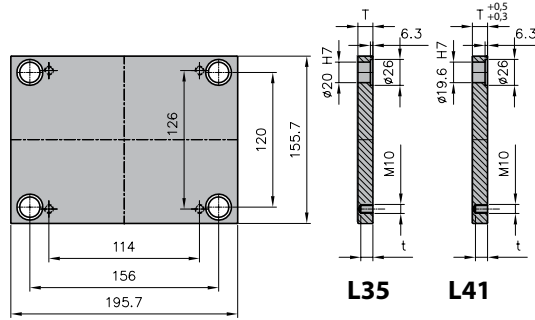


L30



	Mat.	T			
		17	22	27	36
L05	1730		●	●	
L10	1730		●	●	
L30	1730	●	●		

L35/L41

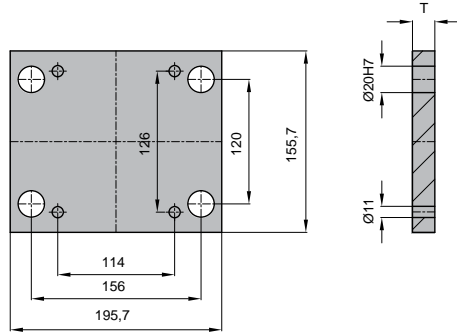


L35

L41

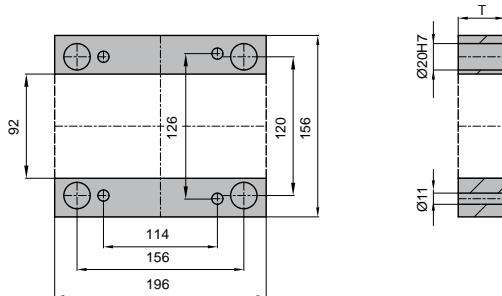
	Mat.	T								
		17	22	27	36	46	56	66	76	86
L35	1730	●	●	●	●	●	●	●	●	
	Toolox									
	2085									
	2311	●	●	●	●	●	●	●	●	
L41	2312		●	●	●	●	●	●	●	
	2343		●	●	●	●	●			
	2767		●	●	●	●	●			
2083										

L45



Mat.	T			
	27	36	46	56
1730	●	●		

L50



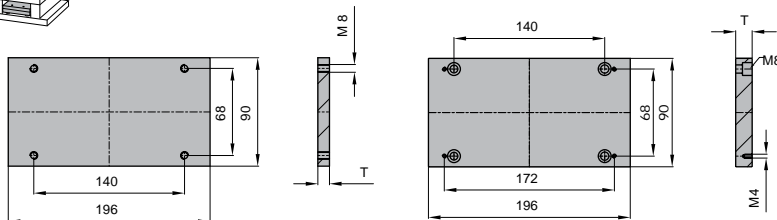
Mat.	T		
	46	56	76
1730	●	●	●

L55/L60



L55

L60

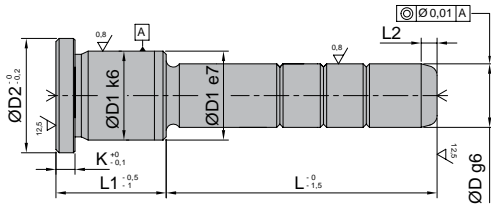


L55 Mat.	T		
	9	12	17
1730	●		

L60 Mat.	T	
	17	22
1730	●	



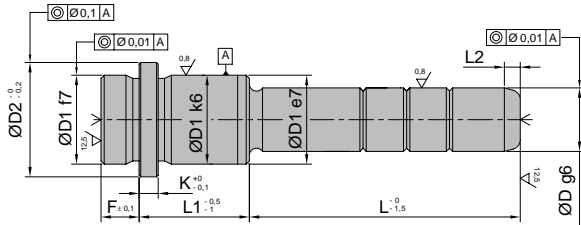
R01



Mat.: EN 10084 16NiCr4 - 1.5714

D	D1	D2	K	L2	L1	L																											
						20	25	35	40	45	50	55	60	65	70	75	80	85	90	95	105	110	115	125	135	155	165	175	195	215	235		
14/15	20	25	6	7	22	•		•	•	•	•	•			•																		
					27	•		•	•	•				•																			
					36	•		•	•	•					•																		
					46	•		•		•						•																	
					56	•		•									•																
					66													•															
					76														•														
					86															•													

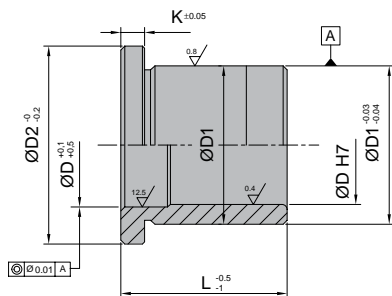
R02



Mat.: EN 10084 16NiCr4 - 1.5714

D	D1	D2	K	f	L2	L1	L																																							
							30	35	45	50	55	65	70	75	85	90	95	105	110	115	125	130	135	145	150	155	165	175	185	195	205	215	225	235	245	255	285	295								
14/15	20	25	6	9	7	17		•			•																																			
						22	•			•																																				
						27	•			•																																				
						36	•			•																																				
						46	•			•																																				
						56	•			•																																				
						66																																								
						76																																								
						86																																								
						96																																								
						116																																								

R03



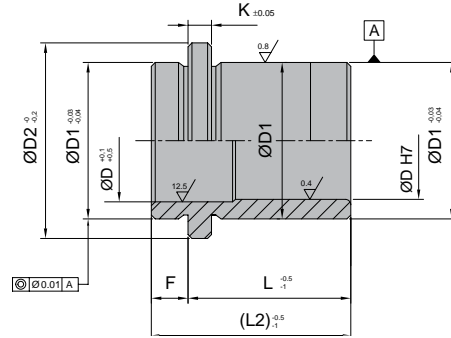
Mat.: EN 10084 16NiCr4 - 1.5714

Mat.: EN 10084 16NiCr4 - 1.5714

D	L	D1	D2	K	D	L	D1	D2	K
14/15	12	20	25	6	14/15	56	20	25	6
	17					66			
	22					76			
	27					86			
	36					96			
	46								



R04

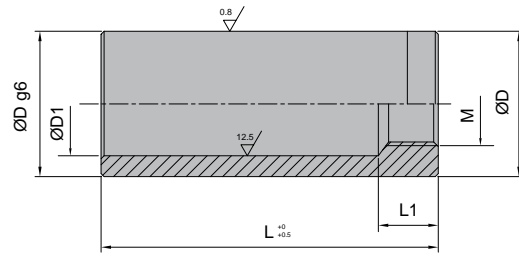


Mat.: EN 10084 16NiCr4 - 1.5714

Mat.: EN 10084 16NiCr4 - 1.5714

D	L	L2	D1	D2	K	F	D	L	L2	D1	D2	K	F
14/15	17	31	20	25	6	9	14/15	66	75	20	25	6	9
	22	31						76	85				
	27	36						86	95				
	36	45						95	104				
	46	55						116	125				
	56	65											

R05

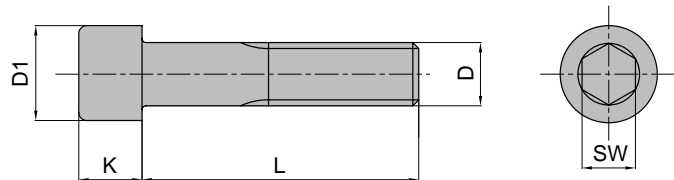


Mat.: EN 10084 16NiCr4 - 1.5714

Mat.: EN 10084 16NiCr4 - 1.5714

L1	D1	M	D	L	L1	D1	M	D	L
13	16	M8	20	30	13	16	M8	20	100
				40					120
				60					140
				80					160

M



Mat.: EN 10084 16NiCr4 - 1.5714

Mat.: EN 10084 16NiCr4 - 1.5714

Mat.: EN 10084 16NiCr4 - 1.5714

Mat.: EN 10084 16NiCr4 - 1.5714

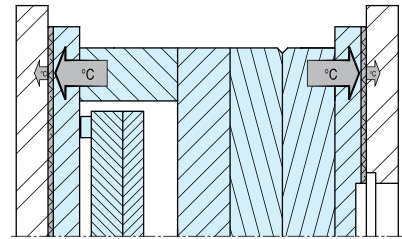
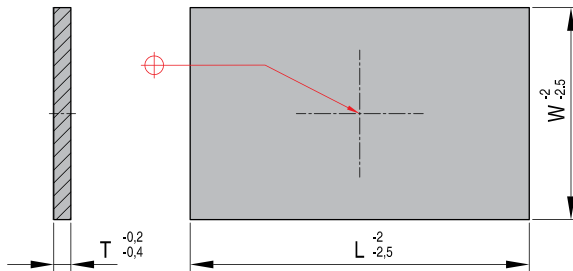
D	L	D1	K	SW	D	L	D1	K	SW	D	L	D1	K	SW	D	L	D1	K	SW
M8	16	13	8	6	M10	40	16	10	8	M10	90	16	10	8	M10	160	16	10	8
M10	12	16	10	8		45					100					180			
	16					50					110					200			
	20					55					120					260			
	25					60					130					280			
	30					70					140								
	35					80					150								



Insulating plates

R 42

T = 230°C
λ = 0,21 W/mK
P = 600 N/mm²

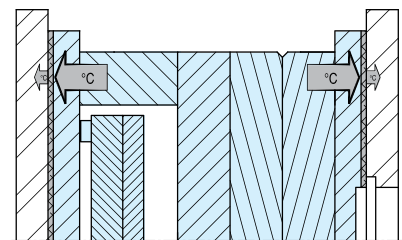
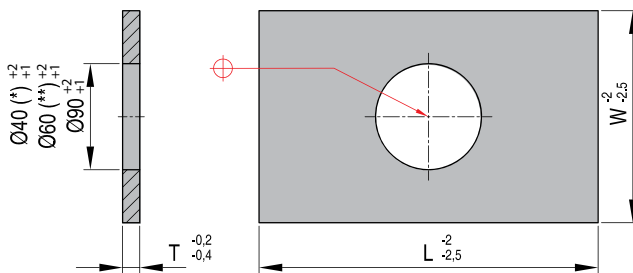


REF	W	L	T
R 42 156x196-3	156	196	3,0
R 42 156x196-5	156	196	5,0

Insulating plates

R 43

T = 230°C
λ = 0,21 W/mK
P = 600 N/mm²



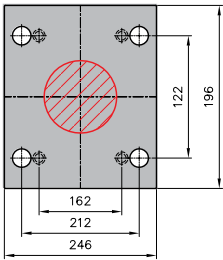
REF	W	L	T
R 43 156x196-3	156	196	3,0
R 43 156x196-5	156	196	5,0



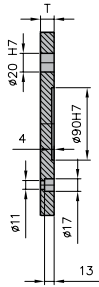
L05/L10/L30



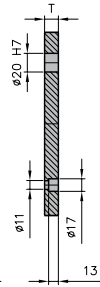
L05/L10



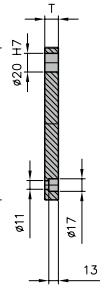
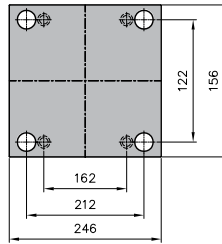
L05



L10

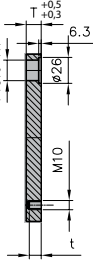
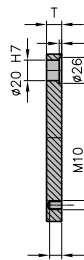
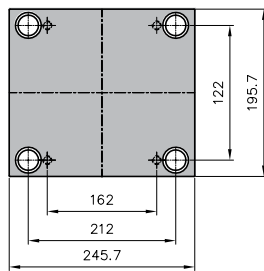


L30



	Mat.	T			
		17	22	27	36
L05	1730		●	●	
L10	1730		●	●	
L30	1730	●	●		

L35/L41

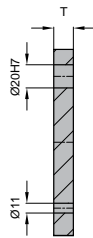
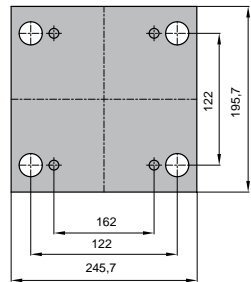


L35

L41

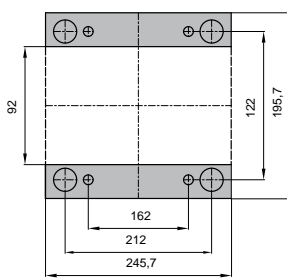
	Mat.	T								
		17	22	27	36	46	56	66	76	86
L35	1730	●	●	●	●	●	●	●	●	
	Toolox									
	2085									
	2311	●	●	●	●	●	●	●	●	
L41	2312		●	●	●	●	●	●	●	
	2343		●	●	●	●	●			
	2767		●	●	●	●	●			
	2083									

L45



Mat.	T			
	27	36	46	56
1730	●	●		

L50

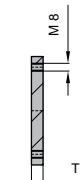
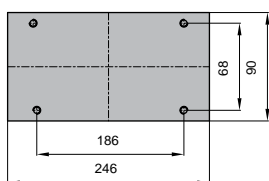


Mat.	T		
	46	56	76
1730	●	●	●

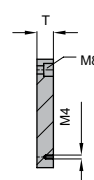
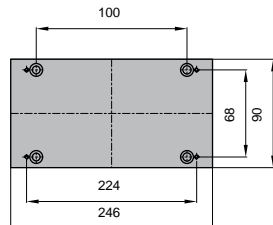
L55/L60



L55

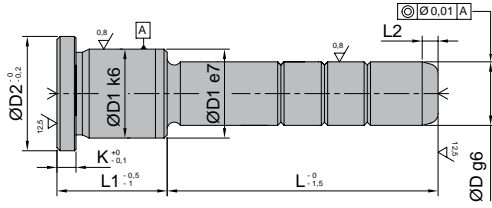


L60



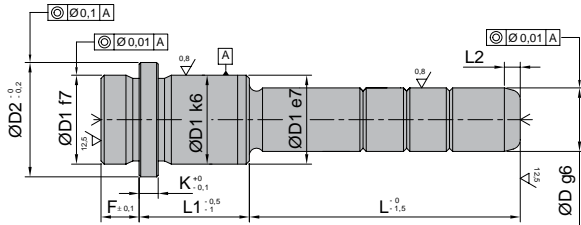
L55 Mat.	T		
	9	12	17
1730	●		

L60 Mat.	T	
	17	22
1730	●	


R01


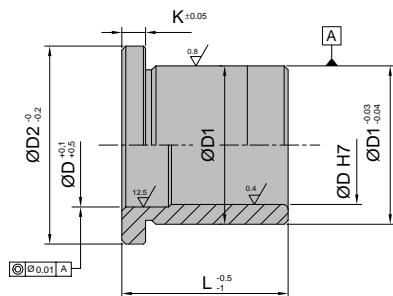
Mat.: EN 10084 16NiCr4 - 1.5714

								L																												
D	D1	D2	K	L2	L1	20	25	35	40	45	50	55	60	65	70	75	80	85	90	95	105	110	115	125	135	155	165	175	195	215	235					
14/15	20	25	6	7	22	●		●	●	●	●		●		●	●				●			●													
					27	●		●	●	●			●		●		●				●			●												
					36	●		●	●		●				●		●		●				●		●											
					46	●			●			●					●					●			●											
					56	●		●								●			●					●		●										
					66											●			●					●		●										
					76											●			●					●		●										
					86											●			●					●		●										

R02


Mat.: EN 10084 16NiCr4 - 1.5714

								L																																				
D	D1	D2	K	f	L2	L1	30	35	45	50	55	65	70	75	85	90	95	105	110	115	125	130	135	145	150	155	165	175	185	195	205	215	225	235	245	255	285	295						
14/15	20	25	6	9	7	17		●			●			●			●																											
						22	●			●				●			●				●				●					●														
						27	●			●				●			●				●				●					●														
						36	●			●				●			●				●				●						●													
						46	●		●					●					●			●				●					●													
						56	●							●					●			●				●					●													
						66																●				●																		
						76																●				●																		
						86																●				●																		
						96																●				●																		
						116																●				●																		

R03


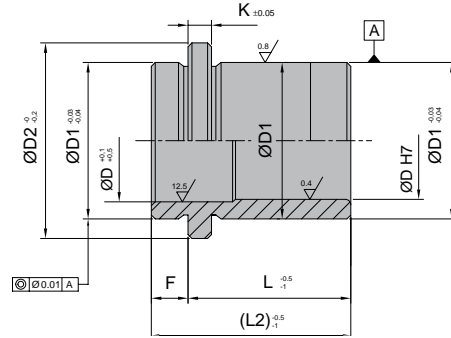
Mat.: EN 10084 16NiCr4 - 1.5714

Mat.: EN 10084 16NiCr4 - 1.5714

D	L	D1	D2	K	D	L	D1	D2	K
14/15	12	20	25	6	14/15	56	20	25	6
	17					66			
	22					76			
	27					86			
	36					96			
	46								



R04

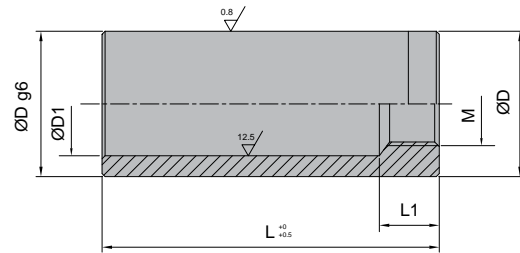


Mat.: EN 10084 16NiCr4 - 1.5714

Mat.: EN 10084 16NiCr4 - 1.5714

D	L	L2	D1	D2	K	F	D	L	L2	D1	D2	K	F
14/15	17	31	20	25	6	9	14/15	66	75	20	25	6	9
	22	31						76	85				
	27	36						86	95				
	36	45						95	104				
	46	55						116	125				
	56	65											

R05

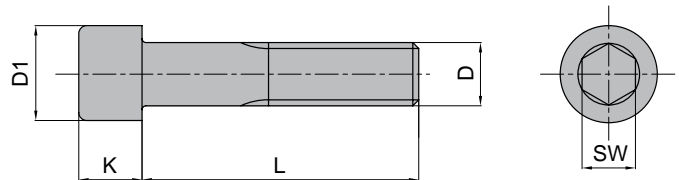


Mat.: EN 10084 16NiCr4 - 1.5714

Mat.: EN 10084 16NiCr4 - 1.5714

L1	D1	M	D	L	L1	D1	M	D	L
13	16	M8	20	30	13	16	M8	20	100
				40					120
				60					140
				80					160

M



Mat.: EN 10084 16NiCr4 - 1.5714

Mat.: EN 10084 16NiCr4 - 1.5714

Mat.: EN 10084 16NiCr4 - 1.5714

Mat.: EN 10084 16NiCr4 - 1.5714

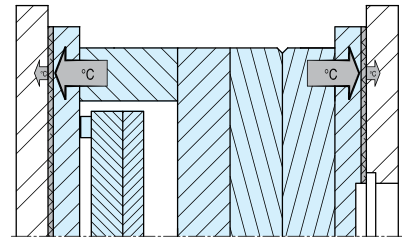
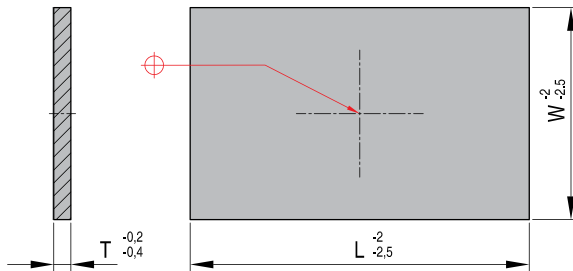
D	L	D1	K	SW	D	L	D1	K	SW	D	L	D1	K	SW	D	L	D1	K	SW
M10	12	16	10	8	M10	45	16	10	8	M10	100	16	10	8	M10	180	16	10	8
	16					50					110					200			
	20					55					120					260			
	25					60					130					280			
	30					70					140								
	35					80					150								
	40					90					160								



Insulating plates

R 42

T = 230°C
λ = 0,21 W/mK
P = 600 N/mm²

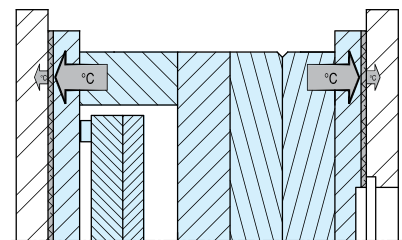
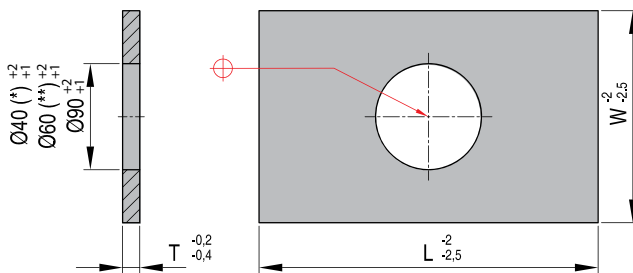


REF	W	L	T
R 42 156x246-3	156	246	3,0
R 42 156x246-5	156	246	5,0

Insulating plates

R 43

T = 230°C
λ = 0,21 W/mK
P = 600 N/mm²



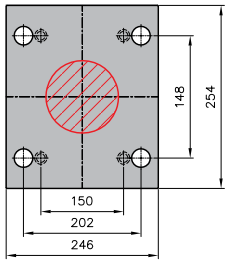
REF	W	L	T
R 43 156x246-3	156	246	3,0
R 43 156x246-5	156	246	5,0



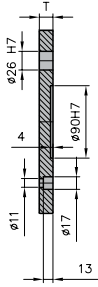
L05/L10/L30



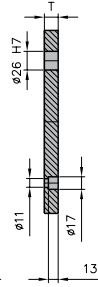
L05/L10



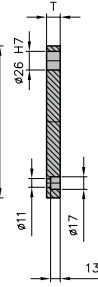
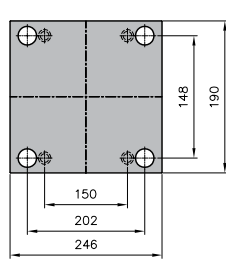
L05



L10

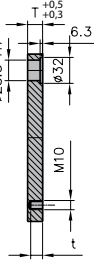
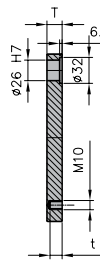
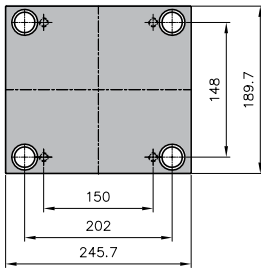


L30



	Mat.	T			
		17	22	27	36
L05	1730		●	●	
L10	1730		●	●	
L30	1730	●	●		

L35/L41

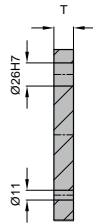
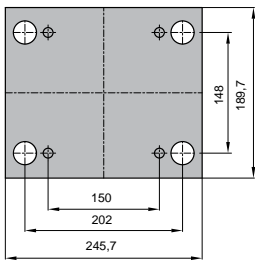


L35

L41

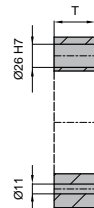
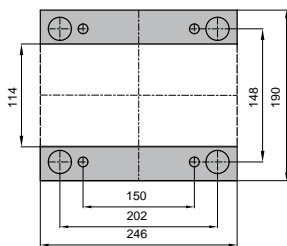
	Mat.	T									
		17	22	27	36	46	56	66	76	86	96
L35	1730	●	●	●	●	●	●	●	●		
	Toolox										
	2085										
	2311	●	●	●	●	●	●	●	●		
	2312		●	●	●	●	●	●	●	●	●
L41	2343		●	●	●	●	●	●			
	2767		●	●	●	●	●	●			
	2083										

L45



Mat.	T			
	27	36	46	56
1730	●	●		

L50

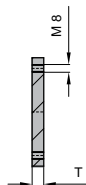
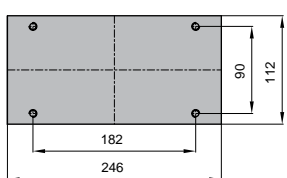


Mat.	T		
	46	56	76
1730	●	●	●

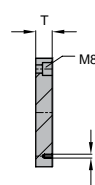
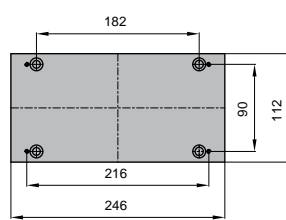
L55/L60



L55



L60

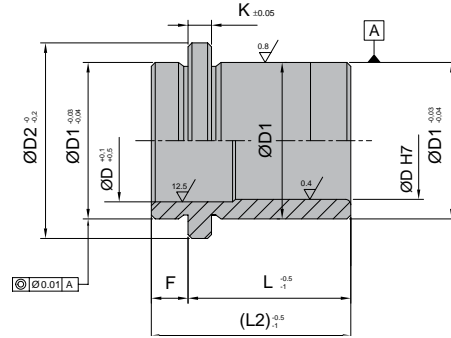


L55	T		
Mat.	9	12	17
1730		●	

L60	T	
Mat.	17	22
1730	●	



R04

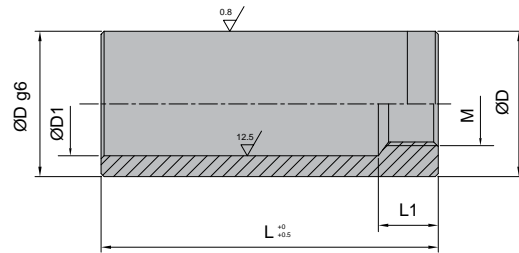


Mat.: EN 10084 16NiCr4 - 1.5714

Mat.: EN 10084 16NiCr4 - 1.5714

D	L	L2	D1	D2	K	F	D	L	L2	D1	D2	K	F
18/20	17		26	31	6	9	18/20	66	75	26	31	6	9
	22	31						76	85				
	27	36						86	95				
	36	45						96	105				
	46	55						116	125				
	56	65											

R05

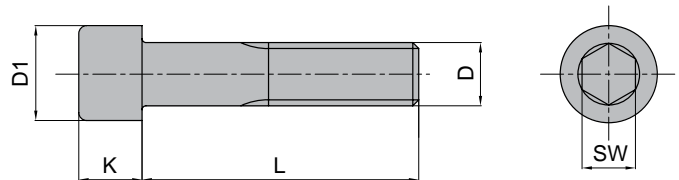


Mat.: EN 10084 16NiCr4 - 1.5714

Mat.: EN 10084 16NiCr4 - 1.5714

L1	D1	M	D	L	L1	D1	M	D	L
13	21	M10	26	30	13	21	M10	26	120
				40					140
				60					160
				80					180
				100					

M



Mat.: EN 10084 16NiCr4 - 1.5714

Mat.: EN 10084 16NiCr4 - 1.5714

Mat.: EN 10084 16NiCr4 - 1.5714

Mat.: EN 10084 16NiCr4 - 1.5714

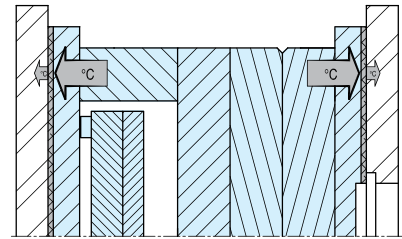
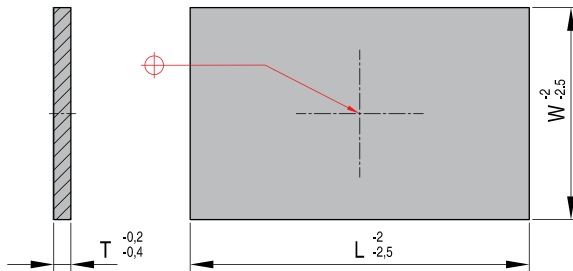
D	L	D1	K	SW	D	L	D1	K	SW	D	L	D1	K	SW	D	L	D1	K	SW
M8	16	13	8	6	M10	40	16	10	8	M10	90	16	10	8	M10	160	16	10	8
M10	12	16	10	8		45					100					180			
	16					50					110					200			
	20					55					120					260			
	25					60					130					280			
	30					70					140								
	35					80					150								



Insulating plates

R 42

T = 230°C
λ = 0,21 W/mK
P = 600 N/mm²



REF	W	L	T
R 42 190x246-3	190	246	3,0

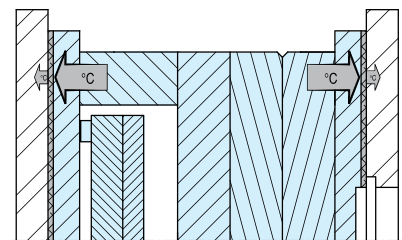
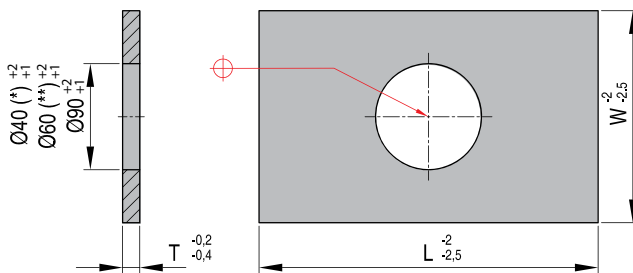
REF	W	L	T
R 42 190x246-5	190	246	5,0

REF	W	L	T
R 42 190x296-5	190	296	5,0

Insulating plates

R 43

T = 230°C
λ = 0,21 W/mK
P = 600 N/mm²



REF	W	L	T
R 43 190x246-3	190	246	3,0

REF	W	L	T
R 43 190x246-5	190	246	5,0

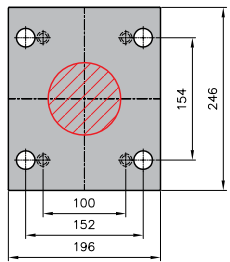
REF	W	L	T
R 43 190x296-5	190	296	5,0



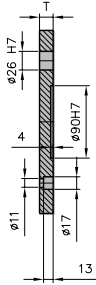
L05/L10/L30



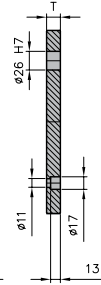
L05/L10



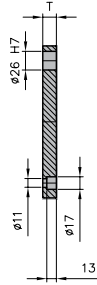
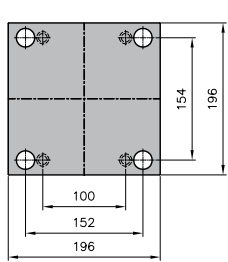
L05



L10

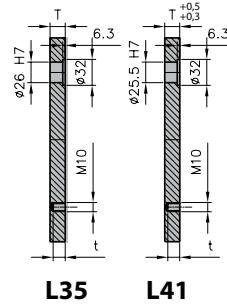
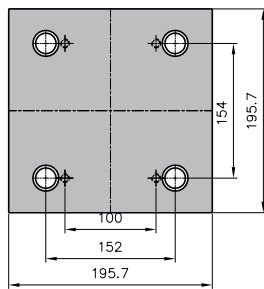


L30



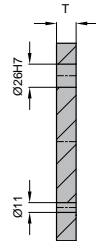
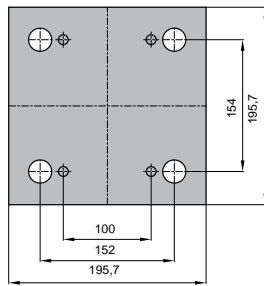
	Mat.	T			
		17	22	27	36
L05	1730		●	●	
L10	1730		●	●	
L30	1730	●	●		

L35/L41



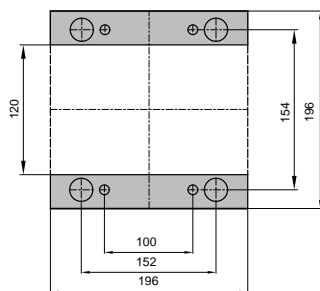
	Mat.	T									
		17	22	27	36	46	56	66	76	86	96
L35	1730	●	●	●	●	●	●	●	●	●	●
	Toolox										
	2085										
	2311	●	●	●	●	●	●	●	●		
L41	2312		●	●	●	●	●	●	●	●	●
	2343		●	●	●	●	●				
	2767		●	●	●	●	●				
	2083										

L45



Mat.	T			
	27	36	46	56
1730	●	●		

L50

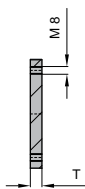
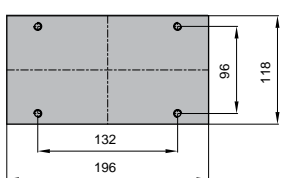


Mat.	T		
	46	56	76
1730	●	●	●

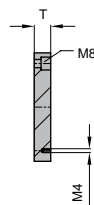
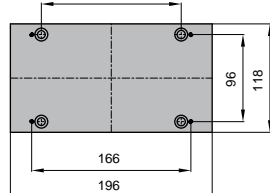
L55/L60



L55



L60

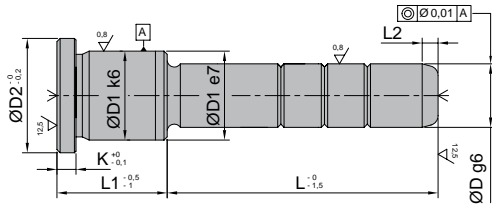


L55 Mat.	T		
	9	12	17
1730		●	

L60 Mat.	T	
	17	22
1730	●	



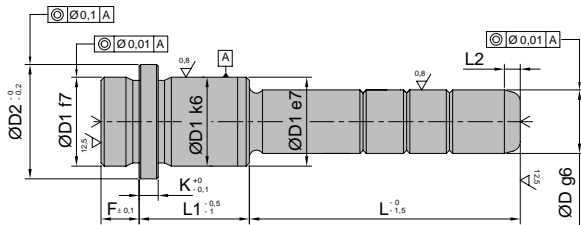
R01



Mat.: EN 10084 16NiCr4 - 1.5714

D	D1	D2	K	L2	L1	L																												
						20	25	35	40	45	50	55	60	65	70	75	80	85	90	95	105	110	115	125	135	155	165	175	195	215	235			
18/20	26	31	6	7	22	•																												
					27	•		•	•	•	•	•	•	•	•	•	•	•					•											
					36	•		•	•	•	•	•	•	•	•	•	•	•					•											
					46	•																		•										
					56	•		•																	•									
					66	•																												
					76																													
					86																													
					96																													
					116																													

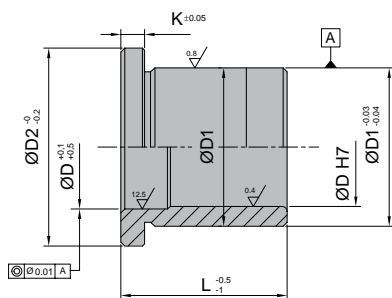
R02



Mat.: EN 10084 16NiCr4 - 1.5714

D	D1	D2	K	f	L2	L1	L																																						
							30	35	45	50	55	65	70	75	85	90	95	105	110	115	125	130	135	145	150	155	165	175	185	195	205	215	225	235	245	255	285	295							
18/20	26	31	6	9	7	17	•																																						
						22	•																																						
						27	•																																						
						36	•																																						
						46	•																																						
						56	•																																						
						66	•																																						
						76																																							
						86																																							
						96																																							
						116																																							
						136																																							

R03



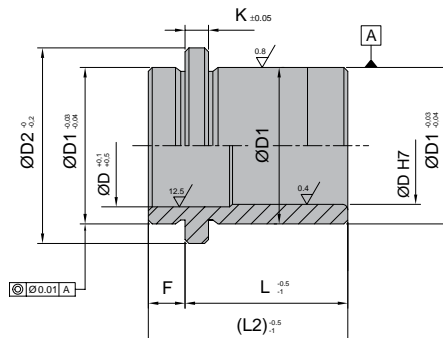
Mat.: EN 10084 16NiCr4 - 1.5714

Mat.: EN 10084 16NiCr4 - 1.5714

D	L	D1	D2	K	D	L	D1	D2	K
18/20	17	26	31	6	18/20	66	26	31	6
	22					76			
	27					86			
	36					96			
	46					116			
	56								



R04

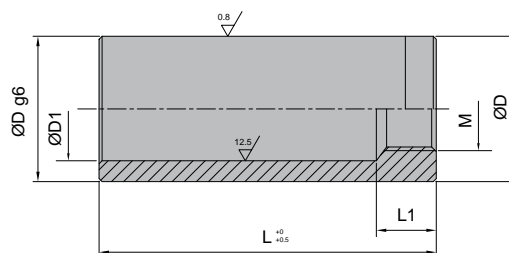


Mat.: EN 10084 16NiCr4 - 1.5714

Mat.: EN 10084 16NiCr4 - 1.5714

D	L	L2	D1	D2	K	F	D	L	L2	D1	D2	K	F
18/20	17	26	26	31	6	9	18/20	66	75	26	31	6	9
	22	31						76	85				
	27	36						86	95				
	36	45						96	105				
	46	55						116	125				
	56	65						136	145				

R05

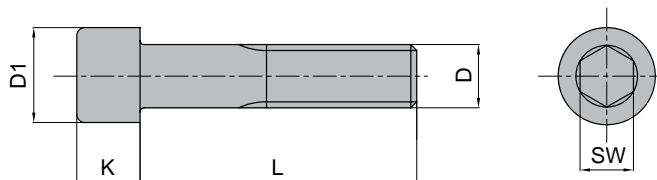


Mat.: EN 10084 16NiCr4 - 1.5714

Mat.: EN 10084 16NiCr4 - 1.5714

L1	D1	M	D	L	L1	D1	M	D	L
13	21	M10	26	30	13	21	M10	26	120
				40					140
				60					160
				80					180
				100					

M



Mat.: EN 10084 16NiCr4 - 1.5714

Mat.: EN 10084 16NiCr4 - 1.5714

Mat.: EN 10084 16NiCr4 - 1.5714

Mat.: EN 10084 16NiCr4 - 1.5714

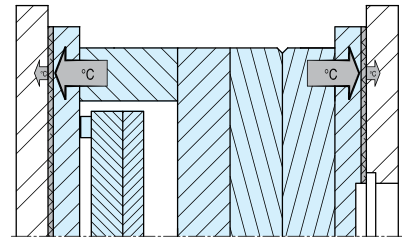
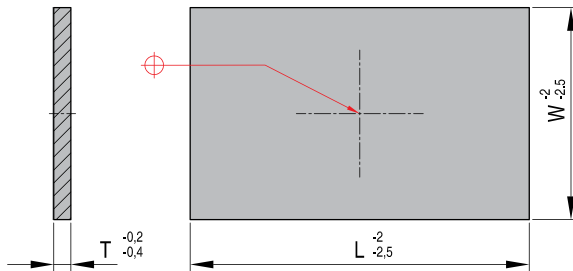
D	L	D1	K	SW	D	L	D1	K	SW	D	L	D1	K	SW	D	L	D1	K	SW
M8	16	13	8	6	M10	40	16	10	8	M10	90	16	10	8	M10	160	16	10	8
M10	12	16	10	8		45					100					180			
	16					50					110					200			
	20					55					120					260			
	25					60					130					280			
	30					70					140								
	35					80					150								



Insulating plates

R 42

T = 230°C
λ = 0,21 W/mK
P = 600 N/mm²



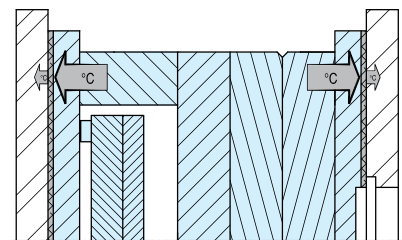
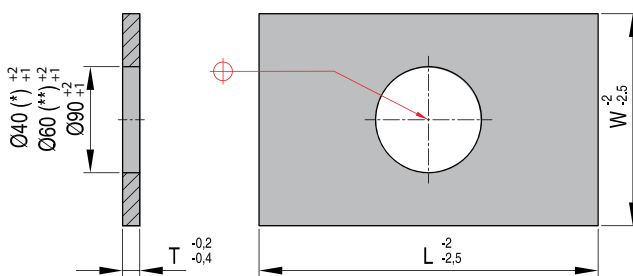
REF	W	L	T
R 42 196x196-3	196	196	3,0

REF	W	L	T
R 42 196x196-5	196	196	5,0

Insulating plates

R 43

T = 230°C
λ = 0,21 W/mK
P = 600 N/mm²



REF	W	L	T
R 43 196x196-3	196	196	3,0

REF	W	L	T
R 43 196x196-5	196	196	5,0



L05/L10/L30

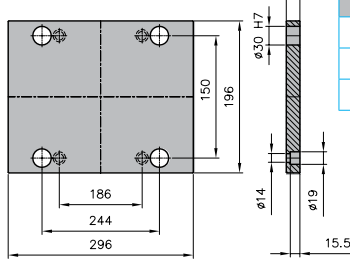
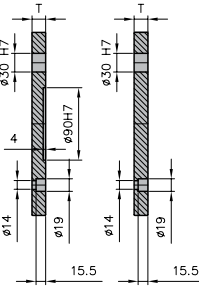
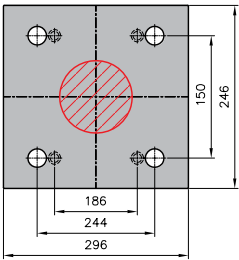


L05/L10

L05

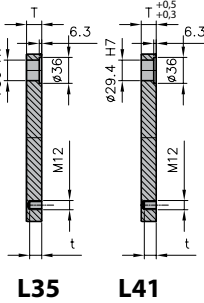
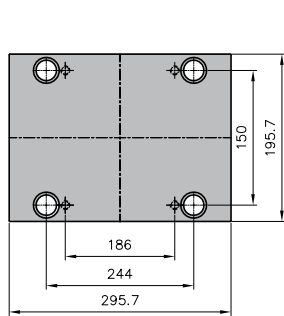
L10

L30



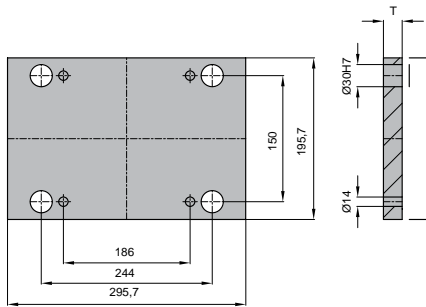
	Mat.	T			
		17	22	27	36
L05	1730			●	●
L10	1730			●	●
L30	1730	●	●	●	

L35/L41



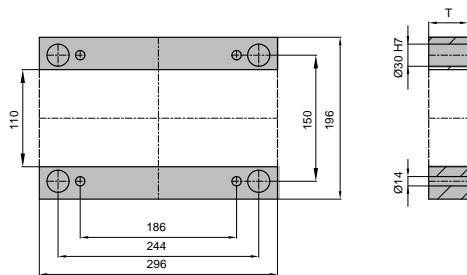
	Mat.	T									
		17	22	27	36	46	56	66	76	86	96
L35	1730	●	●	●	●	●	●	●	●	●	●
	Toolox										
	2085										
	2311			●	●	●	●	●	●		
L41	2312		●	●	●	●	●	●	●	●	●
	2343			●	●	●	●				
	2767			●	●	●	●				
	2083										

L45



Mat.	T			
	27	36	46	56
1730		●		

L50



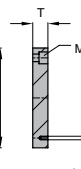
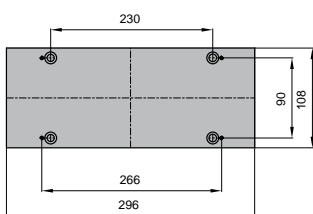
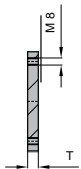
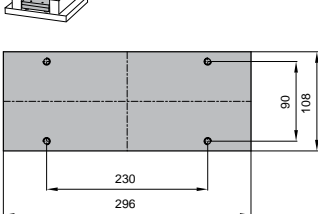
Mat.	T		
	56	76	96
1730	●	●	●

L55/L60



L55

L60

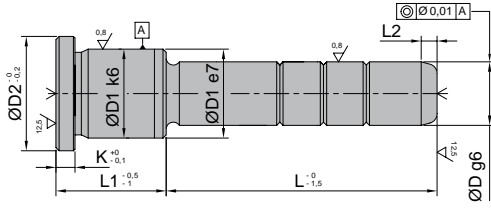


L55 Mat.	T		
	9	12	17
1730		●	

L60 Mat.	T	
	17	22
1730	●	



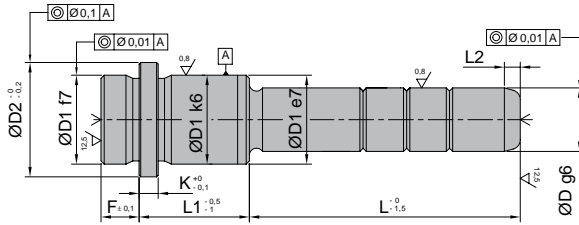
R01



Mat.: EN 10084 16NiCr4 - 1.5714

D	D1	D2	K	L2	L1	L																											
						20	25	35	40	45	50	55	60	65	70	75	80	85	90	95	105	110	115	125	135	155	165	175	195	215	235		
22/24	30	35	6	7	27	•				•	•																						
					36	•				•	•																	•					
					46	•				•	•			•																			
					56	•				•	•			•																•			
					66									•																			
					76	•							•																				
					86									•																			
					96									•																			
					116									•																			
					136									•																			

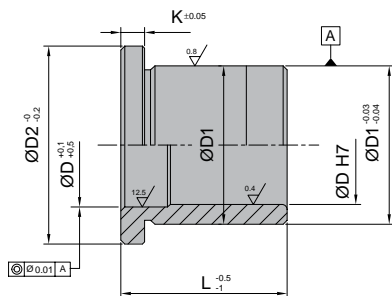
R02



Mat.: EN 10084 16NiCr4 - 1.5714

D	D1	D2	K	f	L2	L1	L																												
							30	35	45	50	55	65	70	75	85	90	95	105	110	115	125	130	135	145	150	155	165	175	185	195	205	215	225	235	245
22/24	30	35	6	9	7	17	•																												
						22	•																												
						27	•	•																											
						36	•																												
						46	•	•																											
						56	•																												
						66	•																												
						76																													
						86																													
						96																													
						116																													
						136																													
156																																			

R03



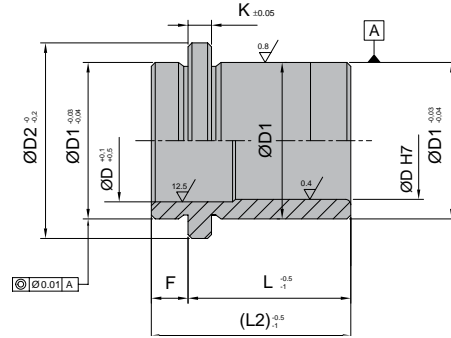
Mat.: EN 10084 16NiCr4 - 1.5714

Mat.: EN 10084 16NiCr4 - 1.5714

D	L	D1	D2	K	D	L	D1	D2	K
22/24	17	30	35	6	22/24	66	30	35	6
	22					76			
	27					86			
	36					96			
	46					116			
	56					136			



R04

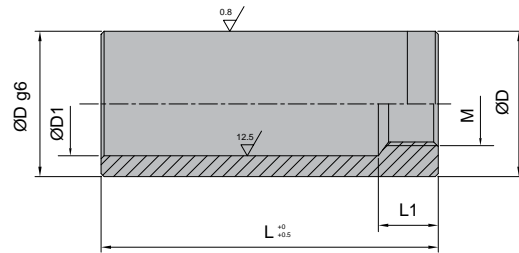


Mat.: EN 10084 16NiCr4 - 1.5714

Mat.: EN 10084 16NiCr4 - 1.5714

D	L	L2	D1	D2	K	F	D	L	L2	D1	D2	K	F
22/24	17	26	30	35	6	9	22/24	76	85	30	35	6	9
	22	31						86	95				
	27	36						96	105				
	36	45						116	125				
	46	55						136	145				
	56	65						156	165				
	66	75											

R05

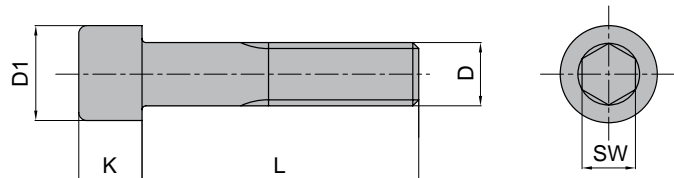


Mat.: EN 10084 16NiCr4 - 1.5714

Mat.: EN 10084 16NiCr4 - 1.5714

L1	D1	M	D	L	L1	D1	M	D	L
13	25	M12	30	40	13	25	M12	30	140
				60					160
				80					180
				100					200
				120					240

M



Mat.: EN 10084 16NiCr4 - 1.5714

Mat.: EN 10084 16NiCr4 - 1.5714

Mat.: EN 10084 16NiCr4 - 1.5714

Mat.: EN 10084 16NiCr4 - 1.5714

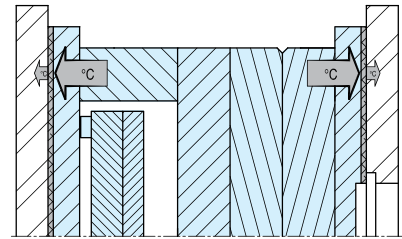
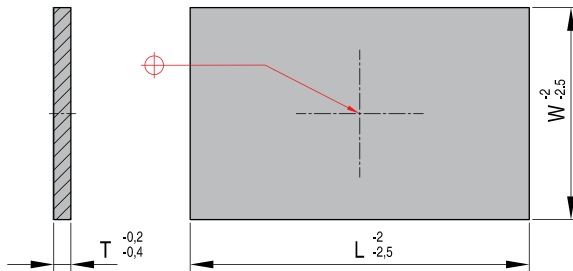
D	L	D1	K	SW	D	L	D1	K	SW	D	L	D1	K	SW	D	L	D1	K	SW
M8	16	13	8	6	M12	50	18	12	10	M12	110	18	12	10	M12	190	18	12	10
M12	20	18	12	10		55					120					200			
	25					60					130					220			
	30					70					140					260			
	35					80					150								
	40					90					160								
	45					100					180								



Insulating plates

R 42

T = 230°C
λ = 0,21 W/mK
P = 600 N/mm²



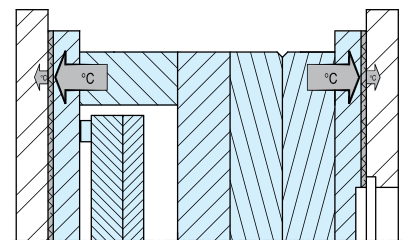
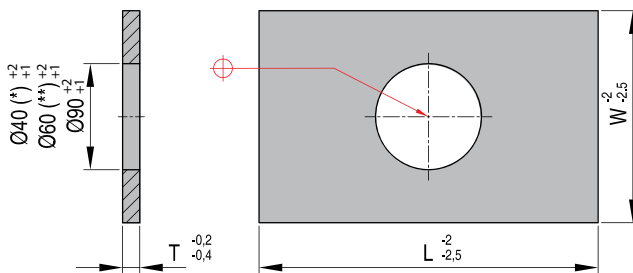
REF	W	L	T
R 42 196x296-5	196	296	5,0

REF	W	L	T
R 42 196x296-7	196	296	7,0

Insulating plates

R 43

T = 230°C
λ = 0,21 W/mK
P = 600 N/mm²



REF	W	L	T
R 43 190x296-5	190	296	5,0



L05/L10/L30



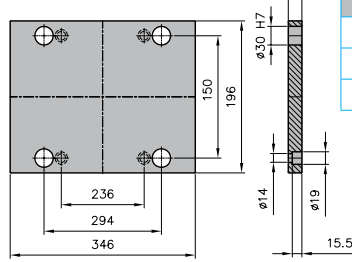
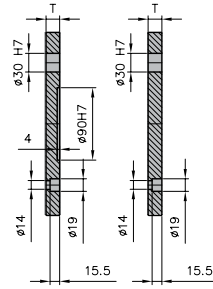
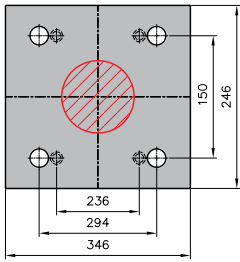
L05/L10

L05

L10

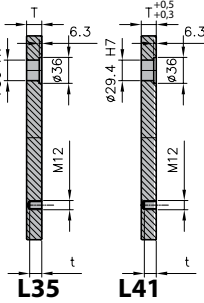
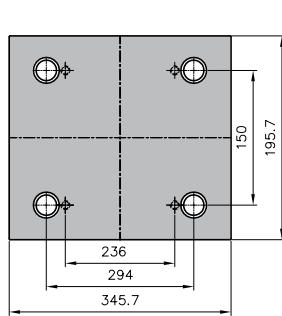


L30



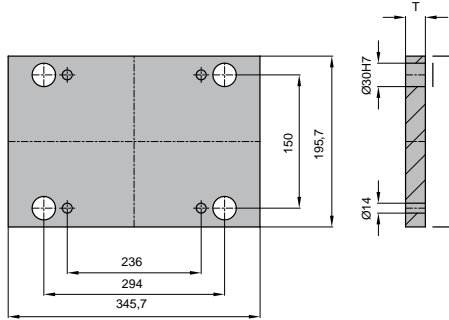
	Mat.	T			
		17	22	27	36
L05	1730			●	●
L10	1730			●	●
L30	1730	●	●	●	

L35/L41



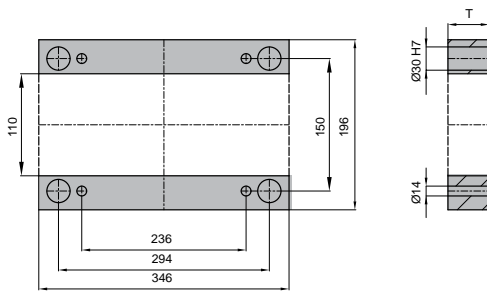
	Mat.	T									
		17	22	27	36	46	56	66	76	86	96
L35	1730	●	●	●	●	●	●	●	●	●	●
	Toolox										
	2085										
	2311			●	●	●	●	●	●		
L41	2312		●	●	●	●	●	●	●	●	●
	2343			●	●	●	●				
	2767			●	●	●	●				
	2083										

L45



Mat.	T			
	27	36	46	56
1730		●		

L50



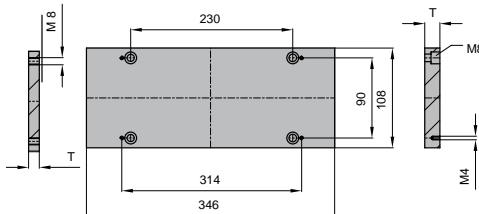
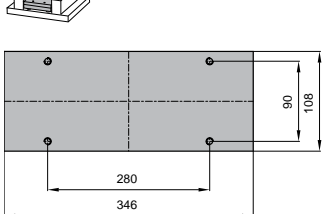
Mat.	T		
	56	76	96
1730	●	●	●

L55/L60



L55

L60

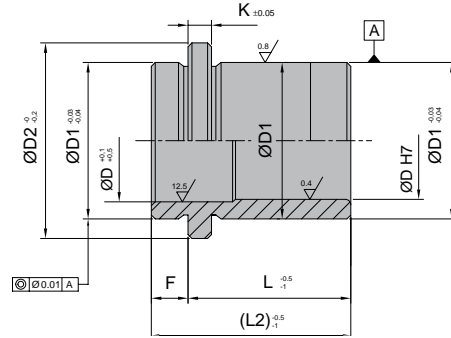


L55 Mat.	T		
	9	12	17
1730		●	

L60 Mat.	T	
	17	22
1730	●	



R04

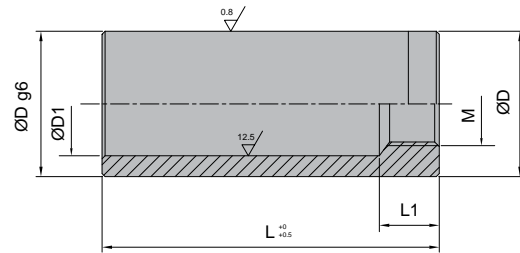


Mat.: EN 10084 16NiCr4 - 1.5714

Mat.: EN 10084 16NiCr4 - 1.5714

D	L	L2	D1	D2	K	F	D	L	L2	D1	D2	K	F
22/24	17	26	30	35	6	9	22/24	76	85	30	35	6	9
	22	31						86	95				
	27	36						96	105				
	36	45						116	125				
	46	55						136	145				
	56	65						156	165				
	66	75											

R05

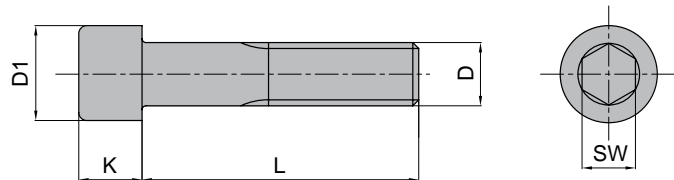


Mat.: EN 10084 16NiCr4 - 1.5714

Mat.: EN 10084 16NiCr4 - 1.5714

L1	D1	M	D	L	L1	D1	M	D	L
13	25	M12	30	40	13	25	M12	30	140
				60					160
				80					180
				100					200
				120					240

M



Mat.: EN 10084 16NiCr4 - 1.5714

Mat.: EN 10084 16NiCr4 - 1.5714

Mat.: EN 10084 16NiCr4 - 1.5714

Mat.: EN 10084 16NiCr4 - 1.5714

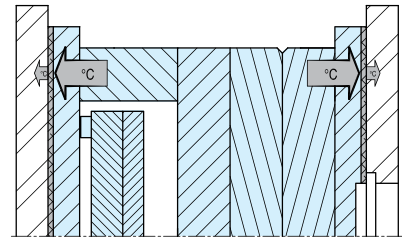
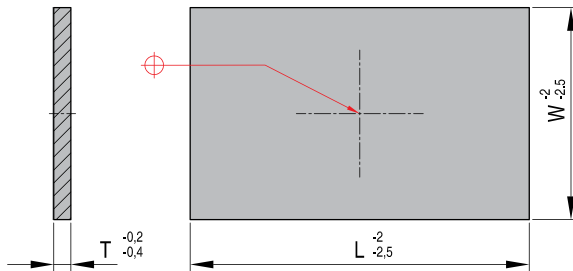
D	L	D1	K	SW	D	L	D1	K	SW	D	L	D1	K	SW	D	L	D1	K	SW
M8	16	13	8	6	M12	50	18	12	10	M12	110	18	12	10	M12	190	18	12	10
M12	20	18	12	10		55					120					200			
	25					60					130					220			
	30					70					140					260			
	35					80					150								
	40					90					160								
	45					100					180								



Insulating plates

R 42

T = 230°C
λ = 0,21 W/mK
P = 600 N/mm²



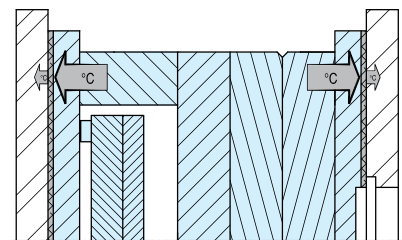
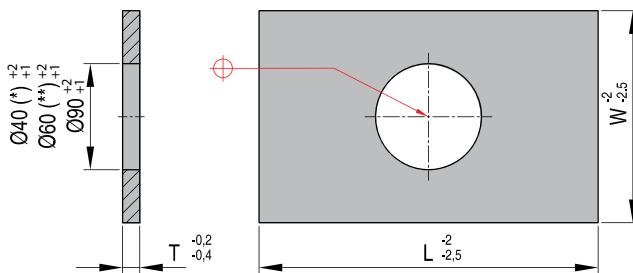
REF	W	L	T
R 42 196x296-5	196	296	5,0

REF	W	L	T
R 42 196x296-7	196	296	7,0

Insulating plates

R 43

T = 230°C
λ = 0,21 W/mK
P = 600 N/mm²



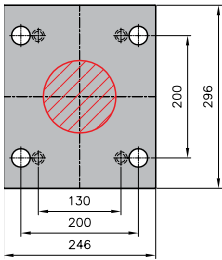
REF	W	L	T
R 43 190x296-5	190	296	5,0



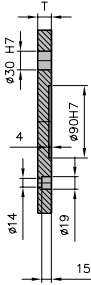
L05/L10/L30



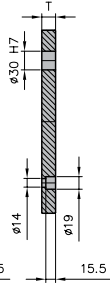
L05/L10



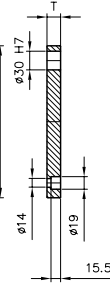
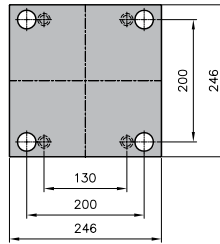
L05



L10

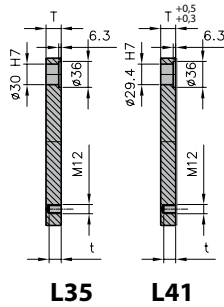
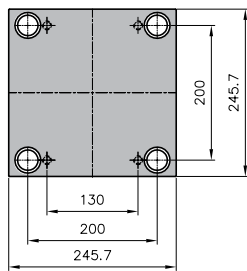


L30



	Mat.	T			
		17	22	27	36
L05	1730			●	●
L10	1730			●	●
L30	1730	●	●	●	

L35/L41

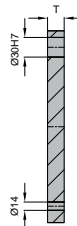
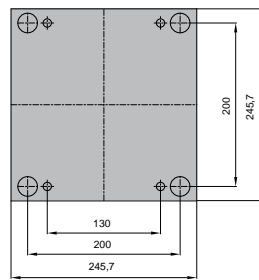


L35

L41

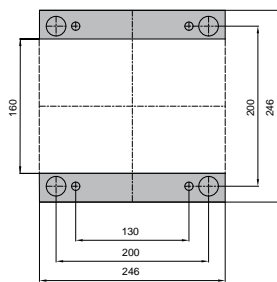
	Mat.	T									
		17	22	27	36	46	56	66	76	86	96
L35	1730	●	●	●	●	●	●	●	●	●	●
	Toolox										
	2085										
	2311			●	●	●	●	●	●	●	●
L41	2312	●	●	●	●	●	●	●	●	●	
	2343			●	●	●					
	2767			●	●	●	●				
	2083										

L45



Mat.	T			
	27	36	46	56
1730		●		

L50

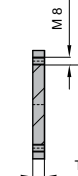
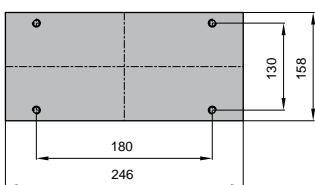


Mat.	T		
	56	76	96
1730	●	●	●

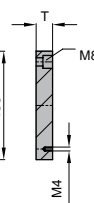
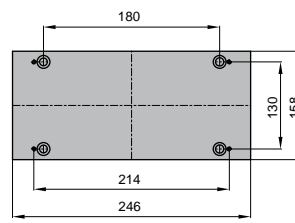
L55/L60



L55



L60

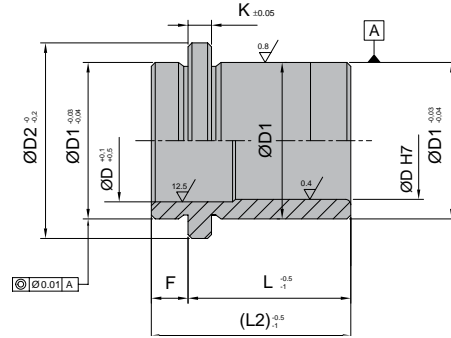


L55 Mat.	T		
	9	12	17
1730		●	

L60 Mat.	T	
	17	22
1730	●	



R04

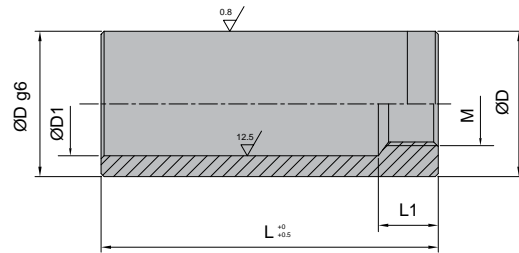


Mat.: EN 10084 16NiCr4 - 1.5714

Mat.: EN 10084 16NiCr4 - 1.5714

D	L	L2	D1	D2	K	F	D	L	L2	D1	D2	K	F
22/24	17	26	30	35	6	9	22/24	76	85	30	35	6	9
	22	31						86	95				
	27	36						96	105				
	36	45						116	125				
	46	55						136	145				
	56	65						156	165				
	66	75											

R05

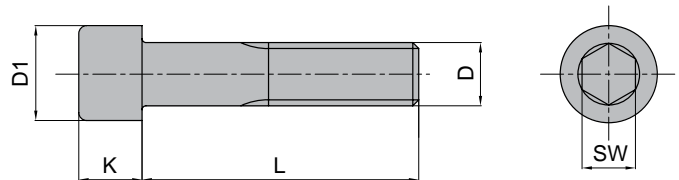


Mat.: EN 10084 16NiCr4 - 1.5714

Mat.: EN 10084 16NiCr4 - 1.5714

L1	D1	M	D	L	L1	D1	M	D	L
13	25	M12	30	40	13	25	M12	30	140
				60					160
				80					180
				100					200
				120					240

M



Mat.: EN 10084 16NiCr4 - 1.5714

Mat.: EN 10084 16NiCr4 - 1.5714

Mat.: EN 10084 16NiCr4 - 1.5714

Mat.: EN 10084 16NiCr4 - 1.5714

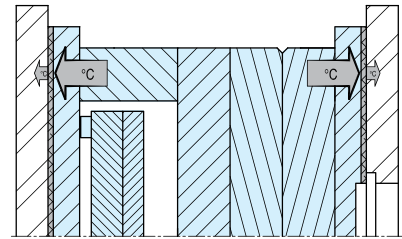
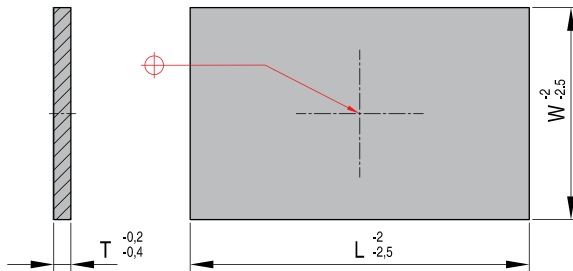
D	L	D1	K	SW	D	L	D1	K	SW	D	L	D1	K	SW	D	L	D1	K	SW
M8	16	13	8	6	M12	50	18	12	10	M12	110	18	12	10	M12	190	18	12	10
M12	20	18	12	10		55					120					200			
	25					60					130					220			
	30					70					140					260			
	35					80					150								
	40					90					160								
	45					100					180								



Insulating plates

R 42

T = 230°C
λ = 0,21 W/mK
P = 600 N/mm²



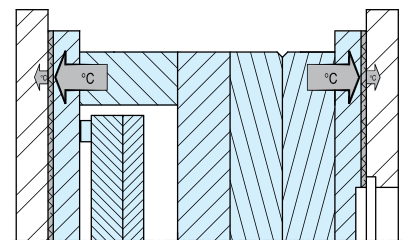
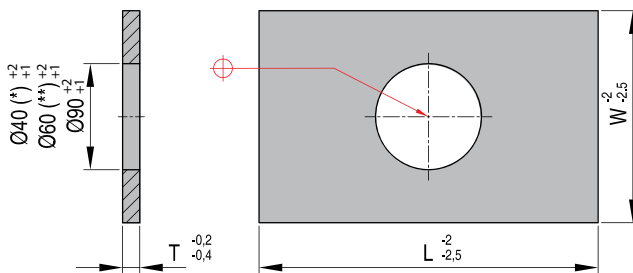
REF	W	L	T
R 42 246x246-5	246	246	5,0

REF	W	L	T
R 42 246x246-7	246	246	7,0

Insulating plates

R 43

T = 230°C
λ = 0,21 W/mK
P = 600 N/mm²



REF	W	L	T
R 43 246x246-5	246	246	5,0

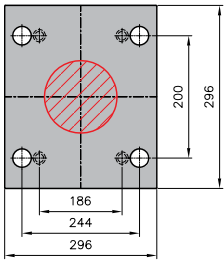
REF	W	L	T
R 43 246x246-7	246	246	7,0



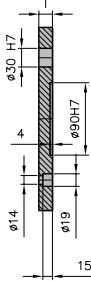
L05/L10/L30



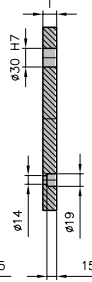
L05/L10



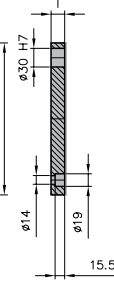
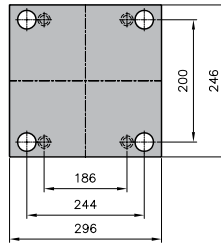
L05



L10

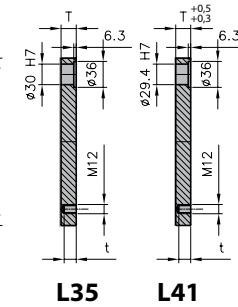
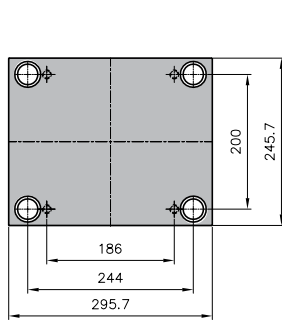


L30



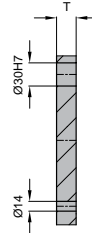
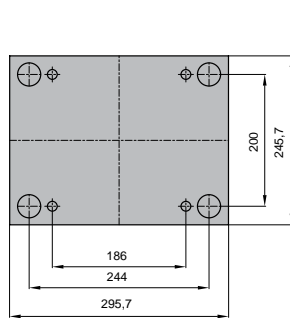
	Mat.	T			
		17	22	27	36
L05	1730			●	●
L10	1730			●	●
L30	1730	●	●	●	

L35/L41



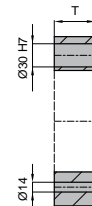
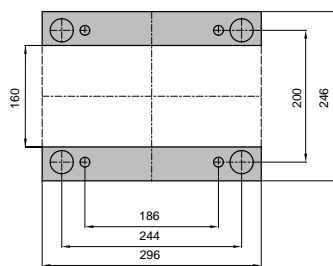
	Mat.	T									
		17	22	27	36	46	56	66	76	86	96
L35	1730	●	●	●	●	●	●	●	●	●	●
	Toolox										
	2085										
	2311			●	●	●	●	●	●	●	●
	2312	●	●	●	●	●	●	●	●	●	
L41	2343			●	●	●					
	2767			●	●	●					
	2083										

L45



Mat.	T			
	27	36	46	56
1730		●	●	

L50

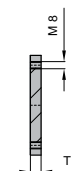
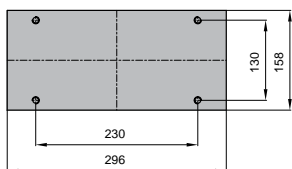


Mat.	T		
	56	76	96
1730	●	●	●

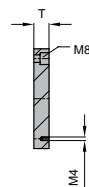
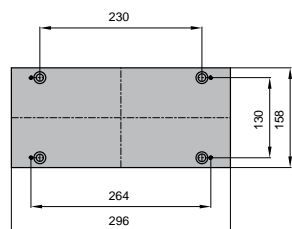
L55/L60



L55



L60

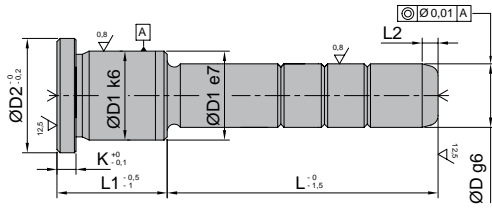


L55 Mat.	T		
	9	12	17
1730		●	

L60 Mat.	T	
	17	22
1730	●	



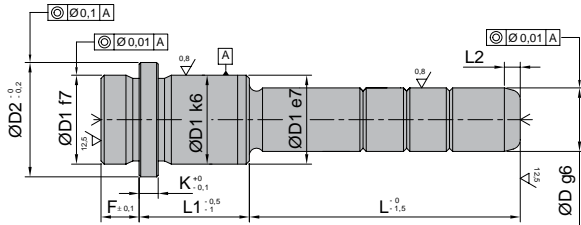
R01



Mat.: EN 10084 16NiCr4 - 1.5714

D	D1	D2	K	L2	L1	L																												
						20	25	35	40	45	50	55	60	65	70	75	80	85	90	95	105	110	115	125	135	155	165	175	195	215	235			
22/24	30	35	6	7	27	•				•	•																							
					36	•				•	•																							
					46	•				•	•																							
					56	•				•	•																							
					66																													
					76	•																												
					86																													
					96																													
					116																													
					136																													

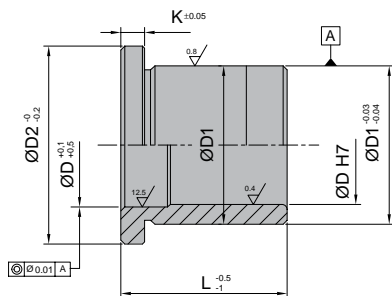
R02



Mat.: EN 10084 16NiCr4 - 1.5714

D	D1	D2	K	f	L2	L1	L																																		
							30	35	45	50	55	65	70	75	85	90	95	105	110	115	125	130	135	145	150	155	165	175	185	195	205	215	225	235	245	255	285	295			
22/24	30	35	6	9	7	17	•																																		
						22	•																																		
						27	•	•																																	
						36	•																																		
						46	•	•																																	
						56	•																																		
						66	•																																		
						76																																			
						86																																			
						96																																			
						116																																			
						136																																			
						156																																			

R03



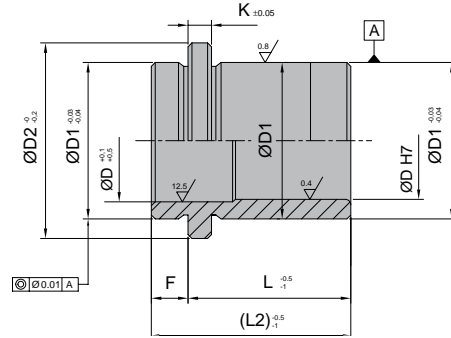
Mat.: EN 10084 16NiCr4 - 1.5714

Mat.: EN 10084 16NiCr4 - 1.5714

D	L	D1	D2	K	D	L	D1	D2	K
22/24	17	30	35	6	22/24	66	30	35	6
	22					76			
	27					86			
	36					96			
	46					116			
	56					136			



R04

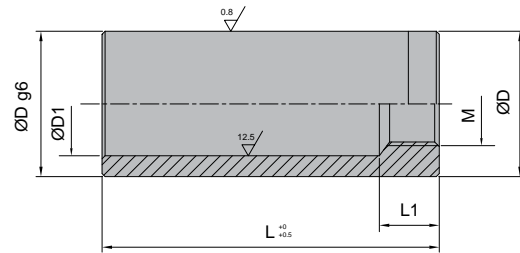


Mat.: EN 10084 16NiCr4 - 1.5714

Mat.: EN 10084 16NiCr4 - 1.5714

D	L	L2	D1	D2	K	F	D	L	L2	D1	D2	K	F
22/24	17	26	30	35	6	9	22/24	76	85	30	35	6	9
	22	31						86	95				
	27	36						96	105				
	36	45						116	125				
	46	55						136	145				
	56	65						156	165				
	66	75											

R05

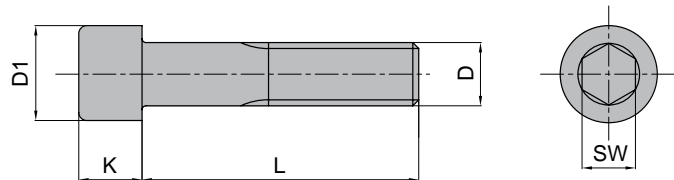


Mat.: EN 10084 16NiCr4 - 1.5714

Mat.: EN 10084 16NiCr4 - 1.5714

L1	D1	M	D	L	L1	D1	M	D	L
13	25	M12	30	40	13	25	M12	30	140
				60					160
				80					180
				100					200
				120					240

M



Mat.: EN 10084 16NiCr4 - 1.5714

Mat.: EN 10084 16NiCr4 - 1.5714

Mat.: EN 10084 16NiCr4 - 1.5714

Mat.: EN 10084 16NiCr4 - 1.5714

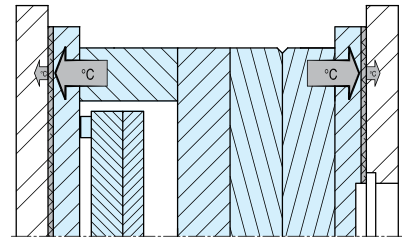
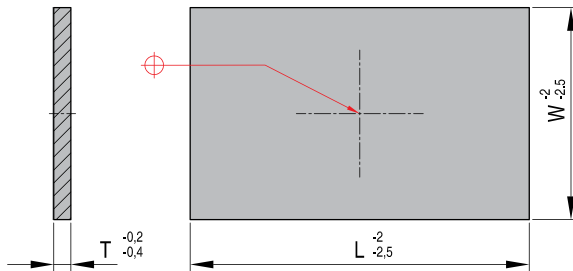
D	L	D1	K	SW	D	L	D1	K	SW	D	L	D1	K	SW	D	L	D1	K	SW
M8	16	13	8	6	M12	50	18	12	10	M12	110	18	12	10	M12	190	18	12	10
M12	20	18	12	10		55					120					200			
	25					60					130					220			
	30					70					140					260			
	35					80					150								
	40					90					160								
	45					100					180								



Insulating plates

R 42

T = 230°C
λ = 0,21 W/mK
P = 600 N/mm²



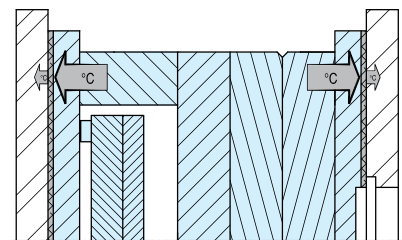
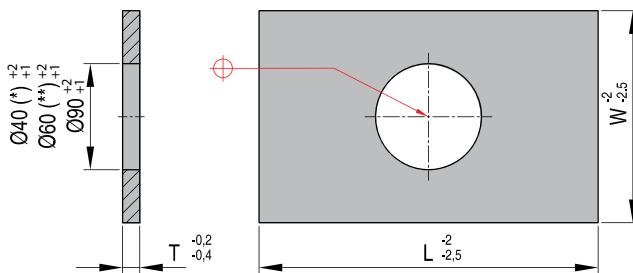
REF	W	L	T
R 42 246x296-5	246	296	5,0

REF	W	L	T
R 42 246x296-7	246	296	7,0

Insulating plates

R 43

T = 230°C
λ = 0,21 W/mK
P = 600 N/mm²



REF	W	L	T
R 43 246x296-5	246	296	5,0

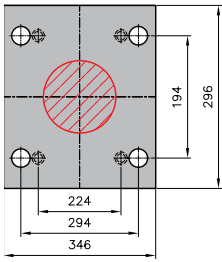
REF	W	L	T
R 43 246x296-7	246	296	7,0



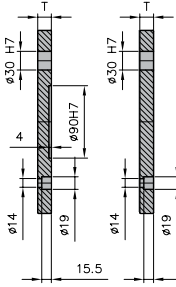
L05/L10/L30



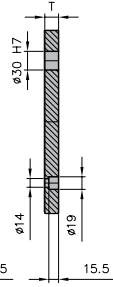
L05/L10



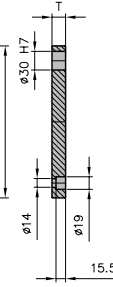
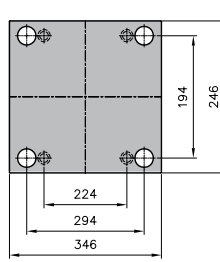
L05



L10

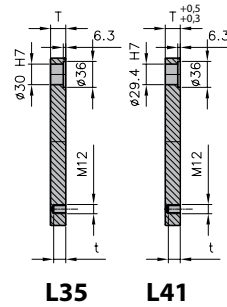
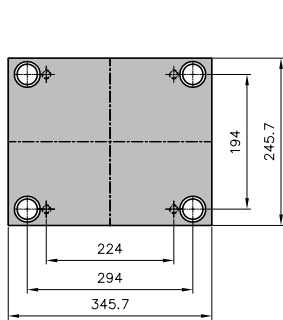


L30



	Mat.	T			
		17	22	27	36
L05	1730			●	●
L10	1730			●	●
L30	1730		●	●	

L35/L41

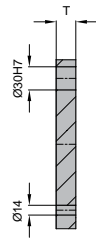
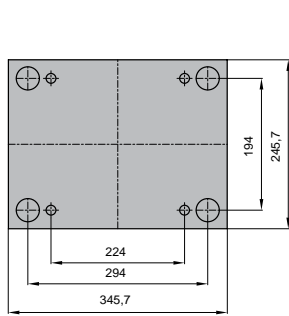


L35

L41

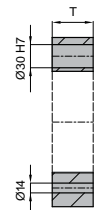
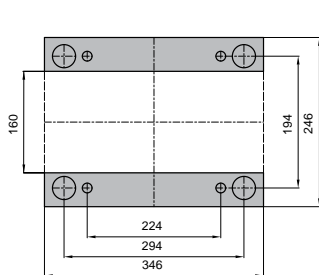
	Mat.	T									
		17	22	27	36	46	56	66	76	86	96
L35	1730		●	●	●	●	●	●	●	●	●
	Toolox										
	2085										
	2311				●	●	●	●	●	●	●
L41	2312		●	●	●	●	●	●	●	●	
	2343				●	●	●				
	2767				●	●	●				
	2083										

L45



Mat.	T			
	27	36	46	56
1730		●	●	

L50

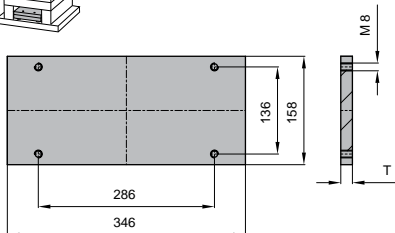


Mat.	T		
	56	76	96
1730	●	●	●

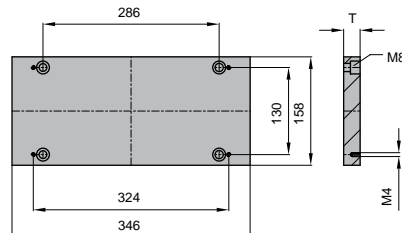
L55/L60



L55



L60

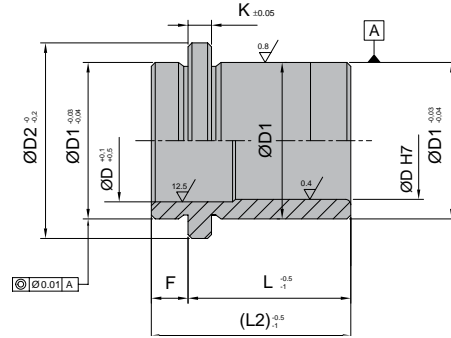


L55 Mat.	T		
	9	12	17
1730			●

L60 Mat.	T	
	17	22
1730		●



R04

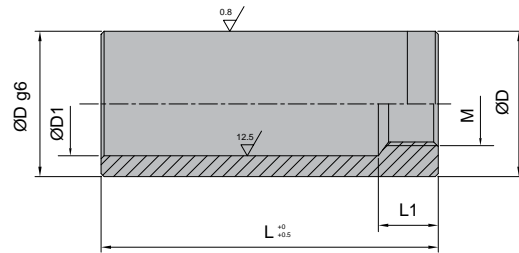


Mat.: EN 10084 16NiCr4 - 1.5714

Mat.: EN 10084 16NiCr4 - 1.5714

D	L	L2	D1	D2	K	F	D	L	L2	D1	D2	K	F
22/24	17	26	30	35	6	9	22/24	76	85	30	35	6	9
	22	31						86	95				
	27	36						96	105				
	36	45						116	125				
	46	55						136	145				
	56	65						156	165				
	66	75											

R05

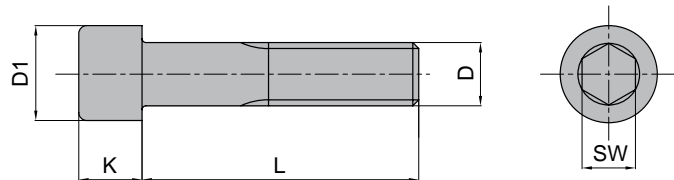


Mat.: EN 10084 16NiCr4 - 1.5714

Mat.: EN 10084 16NiCr4 - 1.5714

L1	D1	M	D	L	L1	D1	M	D	L
13	25	M12	30	40	13	25	M12	30	140
				60					160
				80					180
				100					200
				120					240

M



Mat.: EN 10084 16NiCr4 - 1.5714

Mat.: EN 10084 16NiCr4 - 1.5714

Mat.: EN 10084 16NiCr4 - 1.5714

Mat.: EN 10084 16NiCr4 - 1.5714

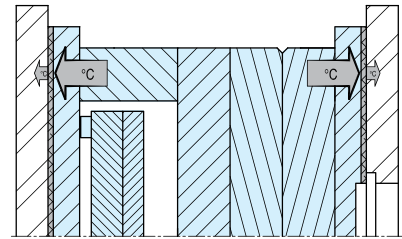
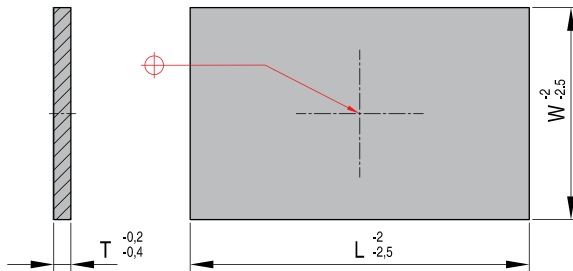
D	L	D1	K	SW	D	L	D1	K	SW	D	L	D1	K	SW	D	L	D1	K	SW
M8	16	13	8	6	M12	50	18	12	10	M12	110	18	12	10	M12	190	18	12	10
M12	20	18	12	10		55					120					200			
	25					60					130					220			
	30					70					140					260			
	35					80					150								
	40					90					160								
	45					100					180								



Insulating plates

R 42

T = 230°C
λ = 0,21 W/mK
P = 600 N/mm²



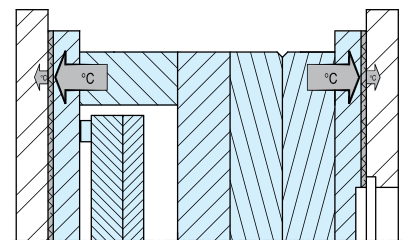
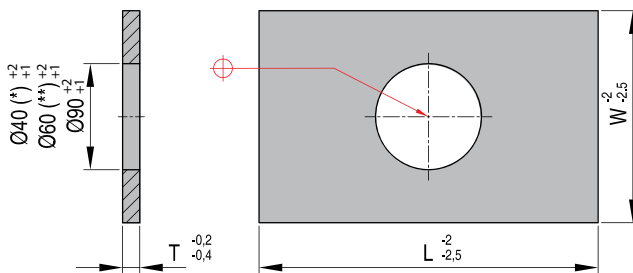
REF	W	L	T
R 42 246x346-5	246	346	5,0

REF	W	L	T
R 42 246x346-7	246	346	7,0

Insulating plates

R 43

T = 230°C
λ = 0,21 W/mK
P = 600 N/mm²



REF	W	L	T
R 43 246x346-5	246	346	5,0

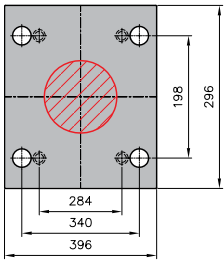
REF	W	L	T
R 43 246x346-7	246	346	7,0



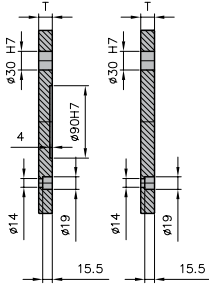
L05/L10/L30



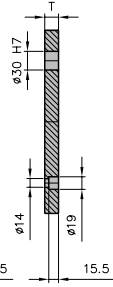
L05/L10



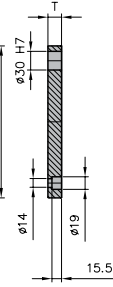
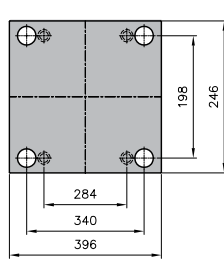
L05



L10

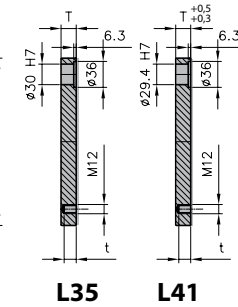
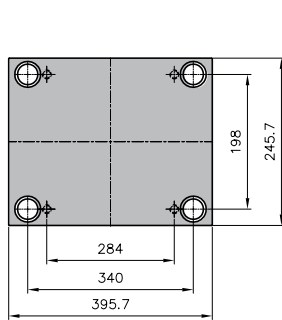


L30



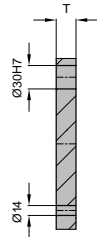
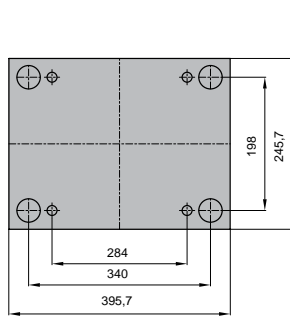
	Mat.	T			
		17	22	27	36
L05	1730			●	●
L10	1730			●	●
L30	1730		●	●	

L35/L41



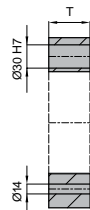
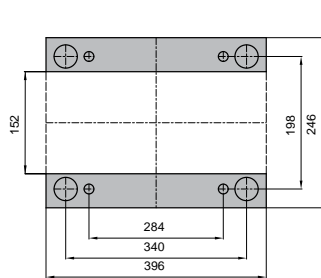
	Mat.	T									
		22	27	36	46	56	66	76	86	96	116
L35	1730	●	●	●	●	●	●	●	●	●	●
	Toolox										
	2085										
	2311			●	●	●	●	●	●	●	●
L41	2312	●	●	●	●	●	●	●	●	●	●
	2343			●	●	●					
	2767			●	●	●					
	2083										

L45



Mat.	T			
	27	36	46	56
1730		●	●	

L50

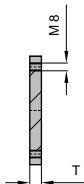
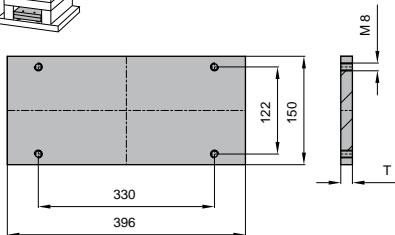


Mat.	T		
	56	76	96
1730	●	●	●

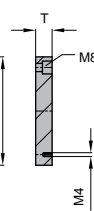
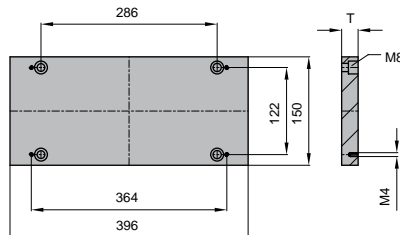
L55/L60



L55



L60

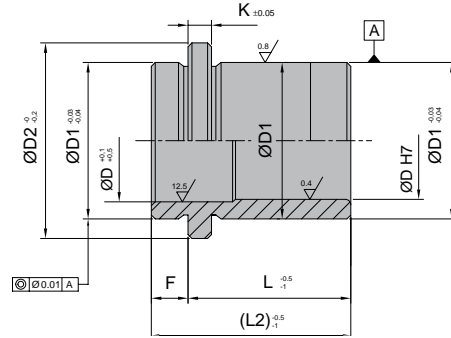


L55 Mat.	T		
	9	12	17
1730			●

L60 Mat.	T	
	17	22
1730		●



R04

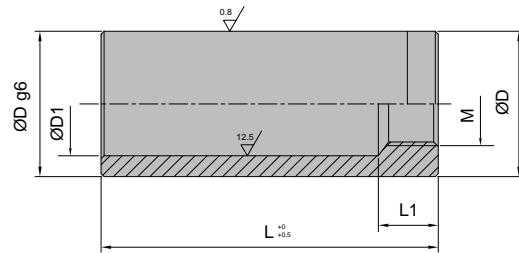


Mat.: EN 10084 16NiCr4 - 1.5714

Mat.: EN 10084 16NiCr4 - 1.5714

D	L	L2	D1	D2	K	F	D	L	L2	D1	D2	K	F
22/24	17	26	30	35	6	9	22/24	76	85	30	35	6	9
	22	31						86	95				
	27	36						96	105				
	36	45						116	125				
	46	55						136	145				
	56	65						156	165				
	66	75											

R05

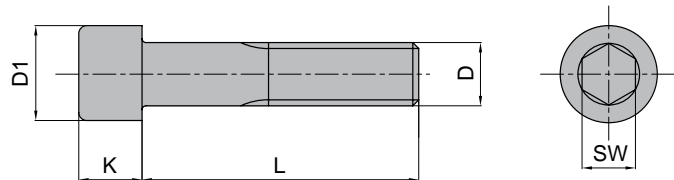


Mat.: EN 10084 16NiCr4 - 1.5714

Mat.: EN 10084 16NiCr4 - 1.5714

L1	D1	M	D	L	L1	D1	M	D	L
13	25	M12	30	40	13	25	M12	30	140
				60					160
				80					180
				100					200
				120					240

M



Mat.: EN 10084 16NiCr4 - 1.5714

Mat.: EN 10084 16NiCr4 - 1.5714

Mat.: EN 10084 16NiCr4 - 1.5714

Mat.: EN 10084 16NiCr4 - 1.5714

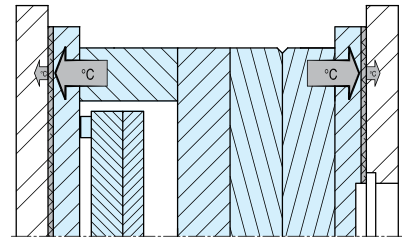
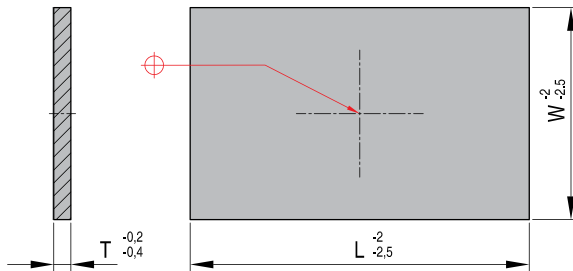
D	L	D1	K	SW	D	L	D1	K	SW	D	L	D1	K	SW	D	L	D1	K	SW
M8	16	13	8	6	M12	50	18	12	10	M12	110	18	12	10	M12	190	18	12	10
M12	20	18	12	10		55					120					200			
	25					60					130					220			
	30					70					140					260			
	35					80					150								
	40					90					160								
	45					100					180								



Insulating plates

R 42

T = 230°C
λ = 0,21 W/mK
P = 600 N/mm²



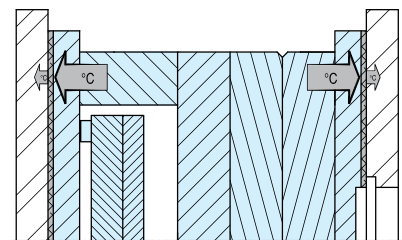
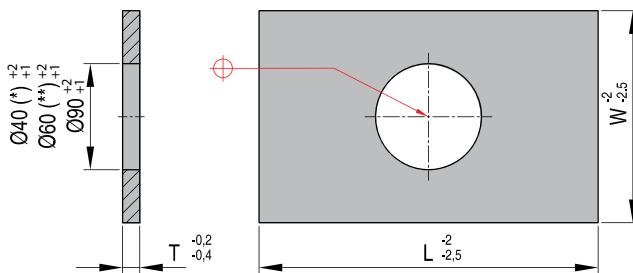
REF	W	L	T
R 42 246x396-5	246	396	5,0

REF	W	L	T
R 42 246x396-7	246	396	7,0

Insulating plates

R 43

T = 230°C
λ = 0,21 W/mK
P = 600 N/mm²



REF	W	L	T
R 43 246x396-5	246	396	5,0

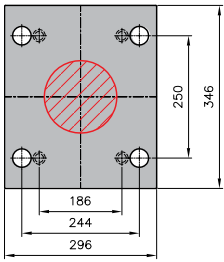
REF	W	L	T
R 43 246x396-7	246	396	7,0



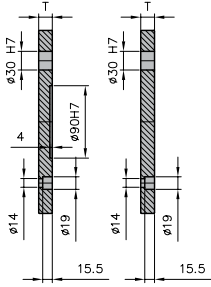
L05/L10/L30



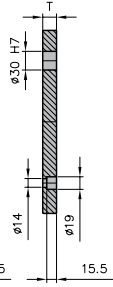
L05/L10



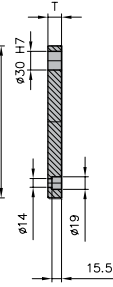
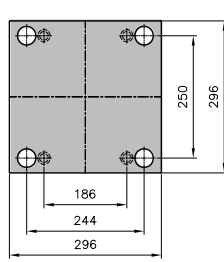
L05



L10

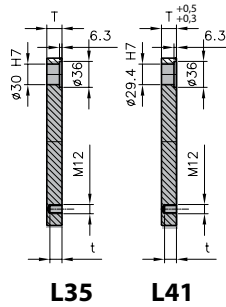
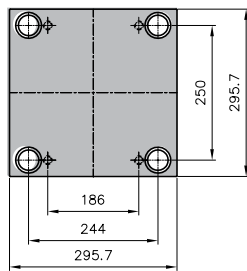


L30



	Mat.	T			
		17	22	27	36
L05	1730			●	●
L10	1730			●	●
L30	1730		●	●	

L35/L41

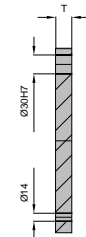
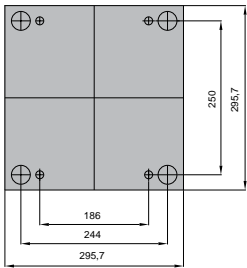


L35

L41

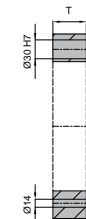
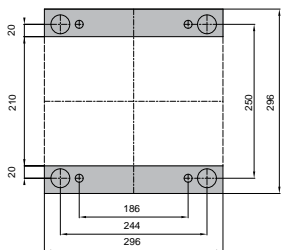
	Mat.	T									
		22	27	36	46	56	66	76	86	96	116
L35	1730	●	●	●	●	●	●	●	●	●	●
	Toolox										
	2085										
	2311			●	●	●	●	●	●	●	
	2312	●	●	●	●	●	●	●	●	●	●
L41	2343			●	●	●					
	2767			●	●	●					
	2083										

L45



Mat.	T			
	27	36	46	56
1730		●	●	

L50

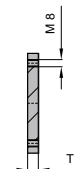
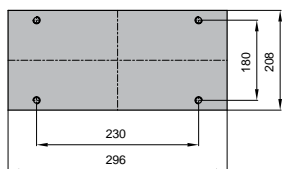


Mat.	T		
	56	76	96
1730	●	●	●

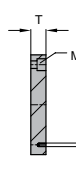
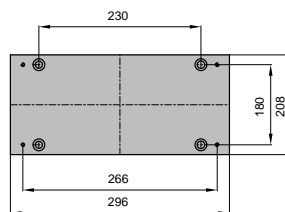
L55/L60



L55



L60

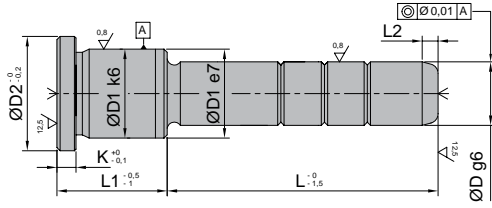


L55 Mat.	T		
	9	12	17
1730		●	

L60 Mat.	T	
	17	22
1730	●	



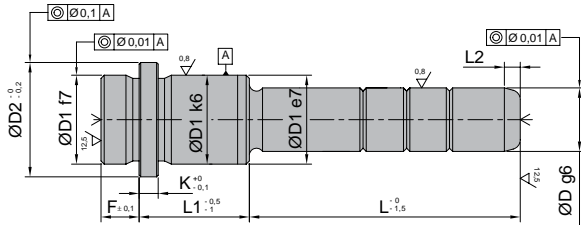
R01



Mat.: EN 10084 16NiCr4 - 1.5714

D	D1	D2	K	L2	L1	L																												
						20	25	35	40	45	50	55	60	65	70	75	80	85	90	95	105	110	115	125	135	155	165	175	195	215	235			
22/24	30	35	6	7	27	•				•	•																							
					36	•				•	•													•	•									
					46	•				•	•														•	•								
					56	•				•	•														•	•								
					66																													
					76	•																												
					86																													
					96																													
					116																													
					136																													

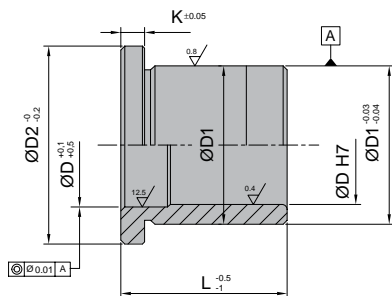
R02



Mat.: EN 10084 16NiCr4 - 1.5714

D	D1	D2	K	f	L2	L1	L																																	
							30	35	45	50	55	65	70	75	85	90	95	105	110	115	125	130	135	145	150	155	165	175	185	195	205	215	225	235	245	255	285	295		
22/24	30	35	6	9	7	17	•																																	
						22	•																																	
						27	•	•																																
						36	•																																	
						46	•	•																																
						56	•																																	
						66	•																																	
						76																																		
						86																																		
						96																																		
						116																																		
						136																																		
						156																																		

R03



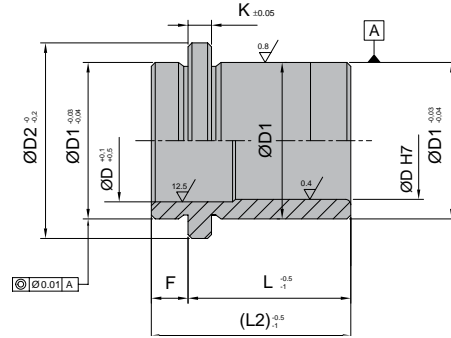
Mat.: EN 10084 16NiCr4 - 1.5714

Mat.: EN 10084 16NiCr4 - 1.5714

D	L	D1	D2	K	D	L	D1	D2	K
22/24	17	30	35	6	22/24	66	30	35	6
	22					76			
	27					86			
	36					96			
	46					116			
	56					136			



R04

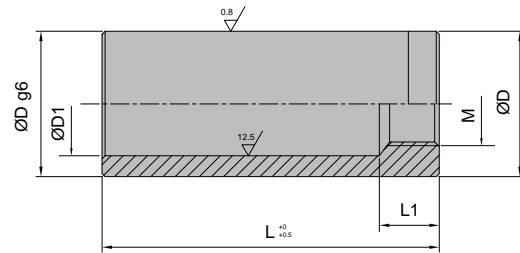


Mat.: EN 10084 16NiCr4 - 1.5714

Mat.: EN 10084 16NiCr4 - 1.5714

D	L	L2	D1	D2	K	F	D	L	L2	D1	D2	K	F
22/24	17	26	30	35	6	9	22/24	76	85	30	35	6	9
	22	31						86	95				
	27	36						96	105				
	36	45						116	125				
	46	55						136	145				
	56	65						156	165				
	66	75											

R05

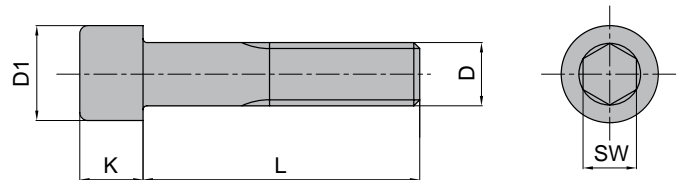


Mat.: EN 10084 16NiCr4 - 1.5714

Mat.: EN 10084 16NiCr4 - 1.5714

L1	D1	M	D	L	L1	D1	M	D	L
13	25	M12	30	40	13	25	M12	30	140
				60					160
				80					180
				100					200
				120					240

M



Mat.: EN 10084 16NiCr4 - 1.5714

Mat.: EN 10084 16NiCr4 - 1.5714

Mat.: EN 10084 16NiCr4 - 1.5714

Mat.: EN 10084 16NiCr4 - 1.5714

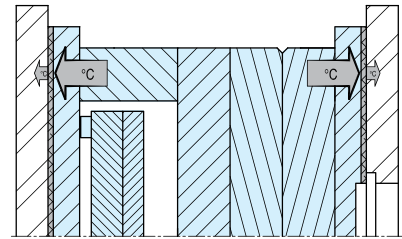
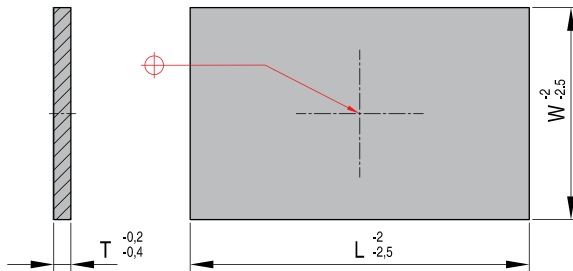
D	L	D1	K	SW	D	L	D1	K	SW	D	L	D1	K	SW	D	L	D1	K	SW
M8	16	13	8	6	M12	50	18	12	10	M12	110	18	12	10	M12	190	18	12	10
M12	20	18	12	10		55					120					200			
	25					60					130					220			
	30					70					140					260			
	35					80					150								
	40					90					160								
	45					100					180								



Insulating plates

R 42

T = 230°C
λ = 0,21 W/mK
P = 600 N/mm²



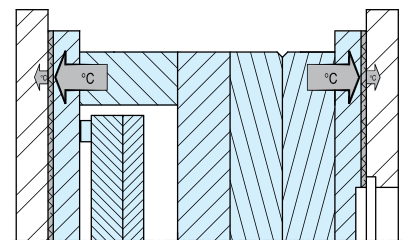
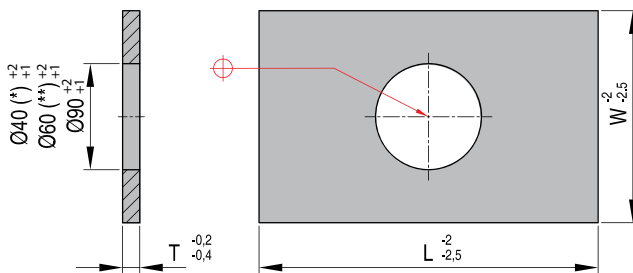
REF	W	L	T
R 42 296x296-7	296	296	7,0

REF	W	L	T
R 42 296x296-8,5	296	296	8,5

Insulating plates

R 43

T = 230°C
λ = 0,21 W/mK
P = 600 N/mm²



REF	W	L	T
R 43 296x296-7	296	296	7,0

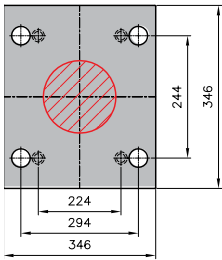
REF	W	L	T
R 43 296x296-8,5	296	296	8,5



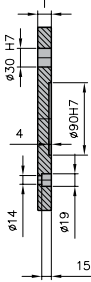
L05/L10/L30



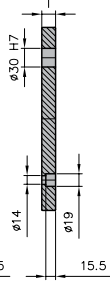
L05/L10



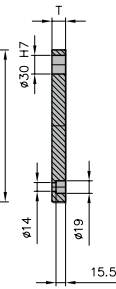
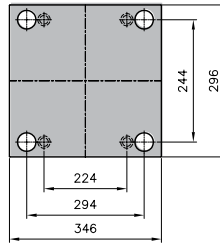
L05



L10

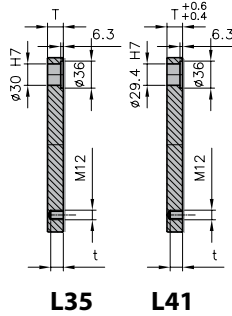
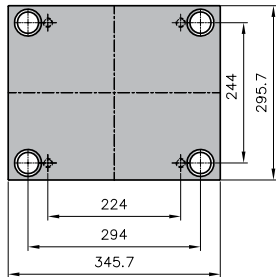


L30



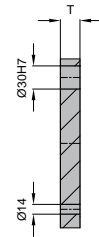
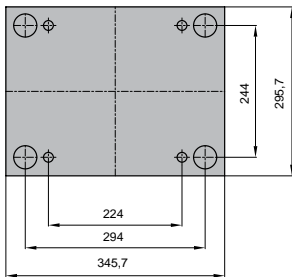
	Mat.	T			
		17	22	27	36
L05	1730			●	●
L10	1730			●	●
L30	1730		●	●	

L35/L41



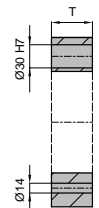
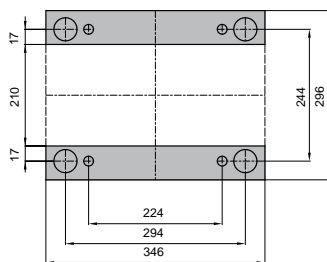
	Mat.	T									
		22	27	36	46	56	66	76	86	96	116
L35	1730	●	●	●	●	●	●	●	●	●	●
	Toolox										
	2085										
	2311			●	●	●	●	●	●	●	●
L41	2312	●	●	●	●	●	●	●	●	●	●
	2343			●	●	●					
	2767			●	●	●					
	2083										

L45



Mat.	T			
	27	36	46	56
1730		●	●	

L50

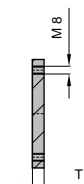
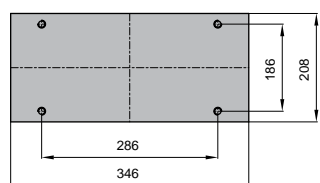


Mat.	T		
	56	76	96
1730	●	●	●

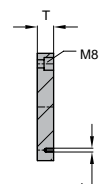
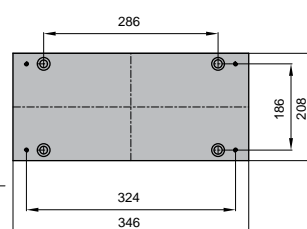
L55/L60



L55



L60

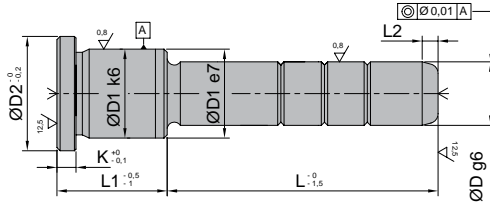


L55	T		
Mat.	9	12	17
1730			●

L60	T	
Mat.	17	22
1730		●



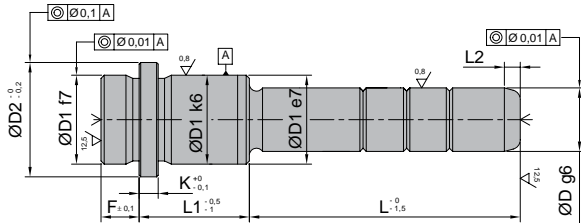
R01



Mat.: EN 10084 16NiCr4 - 1.5714

D	D1	D2	K	L2	L1	L																												
						20	25	35	40	45	50	55	60	65	70	75	80	85	90	95	105	110	115	125	135	155	165	175	195	215	235			
22/24	30	35	6	7	27	•				•	•																							
					36	•				•	•																							
					46	•				•	•																							
					56	•				•	•																							
					66	•				•	•																							
					76	•				•	•																							
					86																													
					96																													
					116																													
					136																													

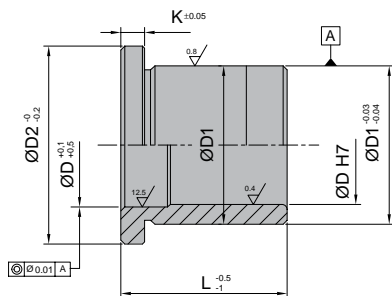
R02



Mat.: EN 10084 16NiCr4 - 1.5714

D	D1	D2	K	f	L2	L1	L																																				
							30	35	45	50	55	65	70	75	85	90	95	105	110	115	125	130	135	145	150	155	165	175	185	195	205	215	225	235	245	255	285	295					
22/24	30	35	6	9	7	17	•																																				
						22	•																																				
						27	•	•																																			
						36	•																																				
						46	•																																				
						56	•																																				
						66	•																																				
						76																																					
						86																																					
						96																																					
						116																																					
						136																																					
						156																																					

R03



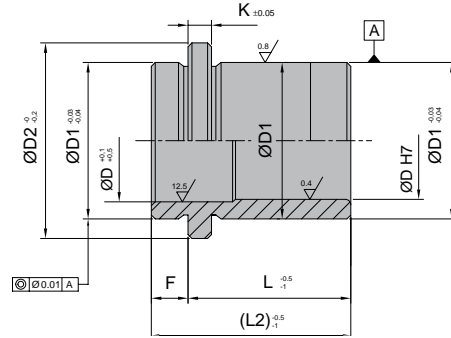
Mat.: EN 10084 16NiCr4 - 1.5714

Mat.: EN 10084 16NiCr4 - 1.5714

D	L	D1	D2	K	D	L	D1	D2	K
22/24	17	30	35	6	22/24	66	30	35	6
	22					76			
	27					86			
	36					96			
	46					116			
	56					136			



R04

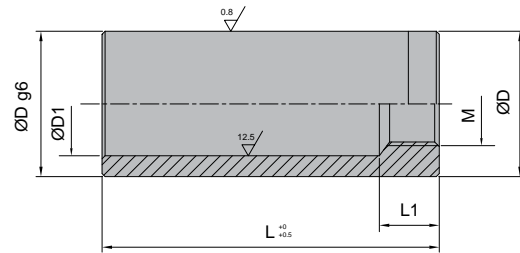


Mat.: EN 10084 16NiCr4 - 1.5714

Mat.: EN 10084 16NiCr4 - 1.5714

D	L	L2	D1	D2	K	F	D	L	L2	D1	D2	K	F
22/24	17	26	30	35	6	9	22/24	76	85	30	35	6	9
	22	31						86	95				
	27	36						96	105				
	36	45						116	125				
	46	55						136	145				
	56	65						156	165				
	66	75											

R05

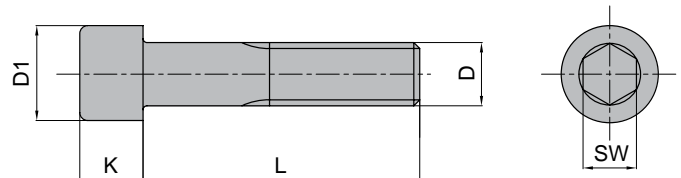


Mat.: EN 10084 16NiCr4 - 1.5714

Mat.: EN 10084 16NiCr4 - 1.5714

L1	D1	M	D	L	L1	D1	M	D	L
13	25	M12	30	40	13	25	M12	30	140
				60					160
				80					180
				100					200
				120					240

M



Mat.: EN 10084 16NiCr4 - 1.5714

Mat.: EN 10084 16NiCr4 - 1.5714

Mat.: EN 10084 16NiCr4 - 1.5714

Mat.: EN 10084 16NiCr4 - 1.5714

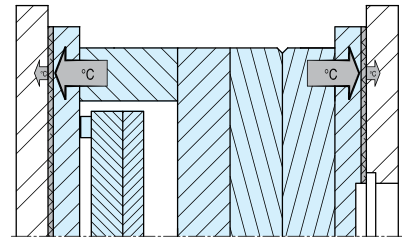
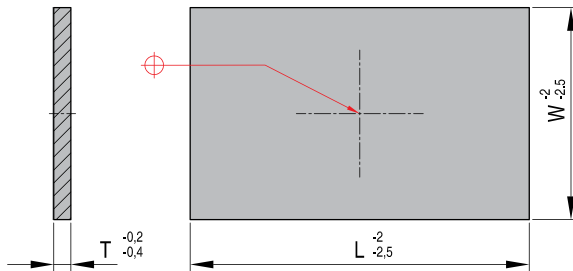
D	L	D1	K	SW	D	L	D1	K	SW	D	L	D1	K	SW	D	L	D1	K	SW
M8	16	13	8	6	M12	50	18	12	10	M12	110	18	12	10	M12	190	18	12	10
M12	20	18	12	10		55					120					200			
	25					60					130					220			
	30					70					140					260			
	35					80					150								
	40					90					160								
	45					100					180								



Insulating plates

R 42

T = 230°C
λ = 0,21 W/mK
P = 600 N/mm²



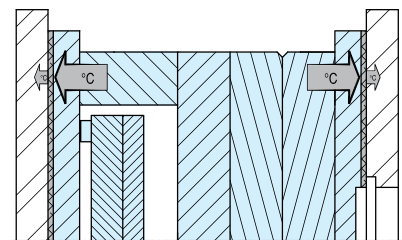
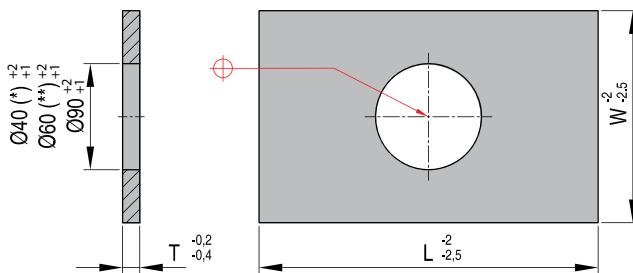
REF	W	L	T
R 42 296x346-7	296	346	7,0

REF	W	L	T
R 42 296x346-8,5	296	346	8,5

Insulating plates

R 43

T = 230°C
λ = 0,21 W/mK
P = 600 N/mm²



REF	W	L	T
R 43 296x346-7	296	346	7,0

REF	W	L	T
R 43 296x346-8,5	296	346	8,5



L05/L10/L30



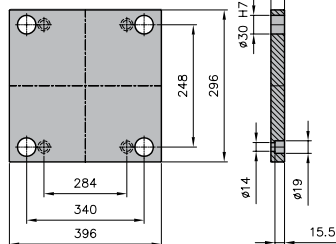
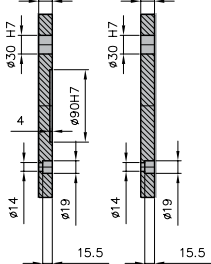
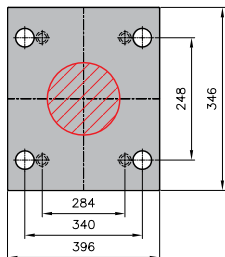
L05/L10

L05

L10

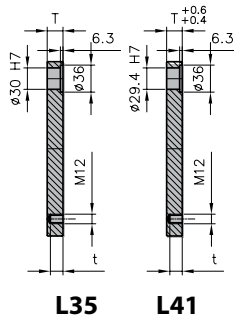
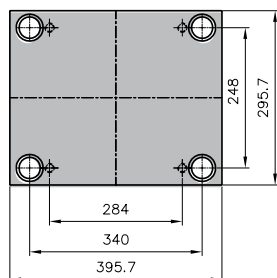


L30



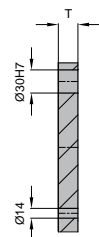
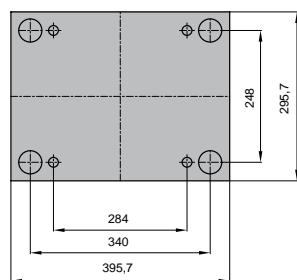
	Mat.	T			
		17	22	27	36
L05	1730			●	●
L10	1730			●	●
L30	1730		●	●	

L35/L41



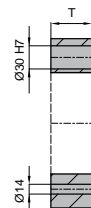
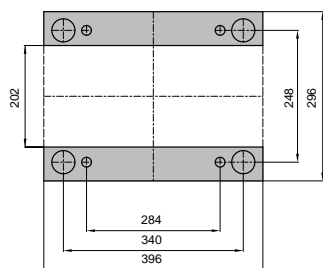
	Mat.	T									
		22	27	36	46	56	66	76	86	96	116
L35	1730	●	●	●	●	●	●	●	●	●	●
	Toolox										
	2085										
	2311			●	●	●	●	●	●	●	
	2312	●	●	●	●	●	●	●	●	●	●
L41	2343			●	●	●					
	2767			●	●	●					
	2083										

L45



Mat.	T			
	27	36	46	56
1730		●	●	

L50



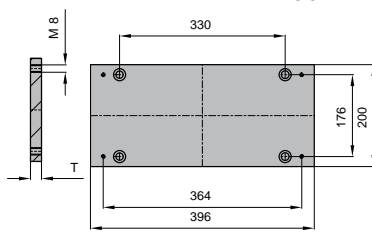
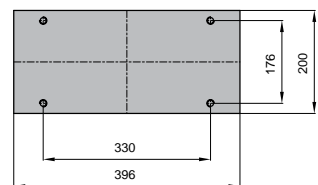
Mat.	T		
	56	76	96
1730	●	●	●

L55/L60



L55

L60

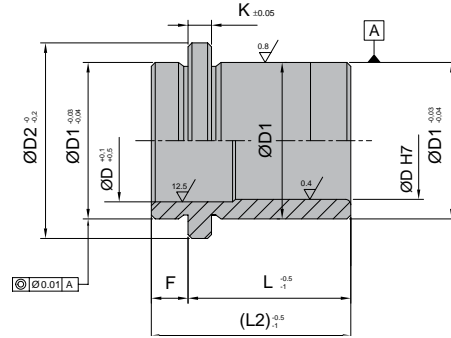


L55 Mat.	T		
	9	12	17
1730			●

L60 Mat.	T	
	17	22
1730		●



R04

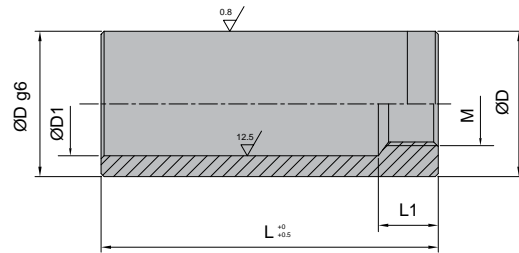


Mat.: EN 10084 16NiCr4 - 1.5714

Mat.: EN 10084 16NiCr4 - 1.5714

D	L	L2	D1	D2	K	F	D	L	L2	D1	D2	K	F
22/24	17	26	30	35	6	9	22/24	76	85	30	35	6	9
	22	31						86	95				
	27	36						96	105				
	36	45						116	125				
	46	55						136	145				
	56	65						156	165				
	66	75											

R05

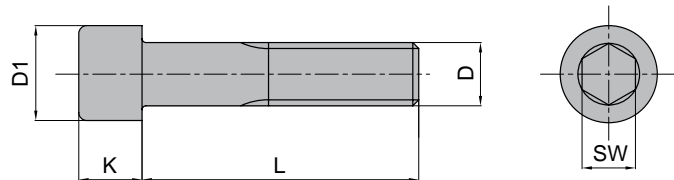


Mat.: EN 10084 16NiCr4 - 1.5714

Mat.: EN 10084 16NiCr4 - 1.5714

L1	D1	M	D	L	L1	D1	M	D	L
13	25	M12	30	40	13	25	M12	30	140
				60					160
				80					180
				100					200
				120					240

M



Mat.: EN 10084 16NiCr4 - 1.5714

Mat.: EN 10084 16NiCr4 - 1.5714

Mat.: EN 10084 16NiCr4 - 1.5714

Mat.: EN 10084 16NiCr4 - 1.5714

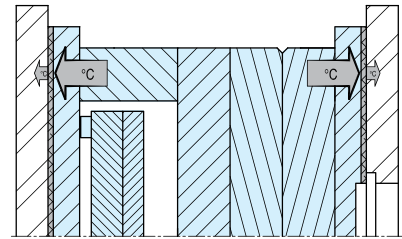
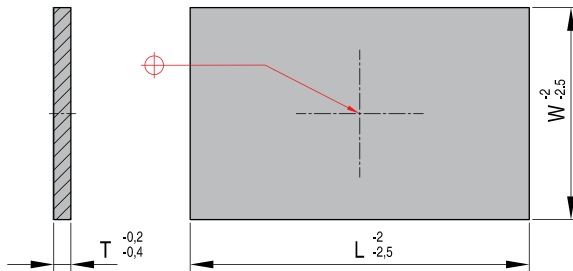
D	L	D1	K	SW	D	L	D1	K	SW	D	L	D1	K	SW	D	L	D1	K	SW
M8	16	13	8	6	M12	50	18	12	10	M12	110	18	12	10	M12	190	18	12	10
M12	20	18	12	10		55					120					200			
	25					60					130					220			
	30					70					140					260			
	35					80					150								
	40					90					160								
	45					100					180								



Insulating plates

R 42

T = 230°C
λ = 0,21 W/mK
P = 600 N/mm²



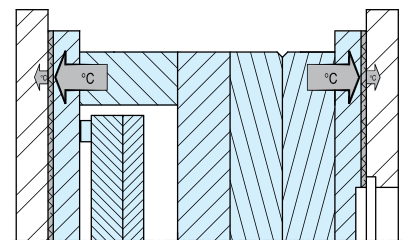
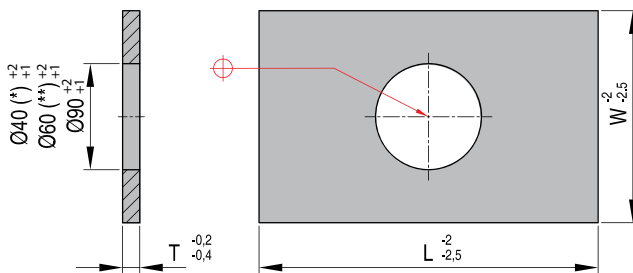
REF	W	L	T
R 42 296x396-7	296	396	7,0

REF	W	L	T
R 42 296x396-8,5	296	396	8,5

Insulating plates

R 43

T = 230°C
λ = 0,21 W/mK
P = 600 N/mm²



REF	W	L	T
R 43 296x396-7	296	396	7,0

REF	W	L	T
R 43 296x396-8,5	296	396	8,5



L05/L10/L30



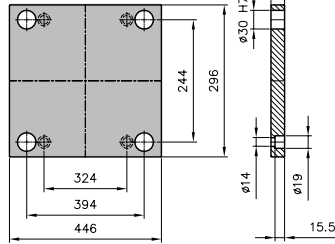
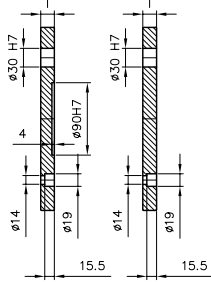
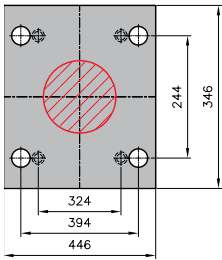
L05/L10

L05

L10

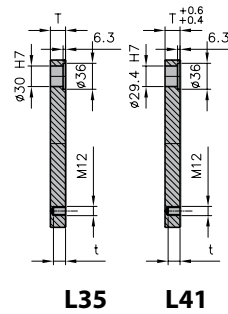
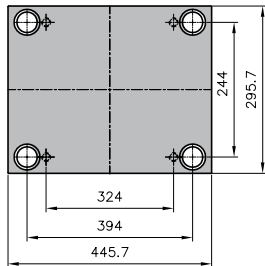


L30



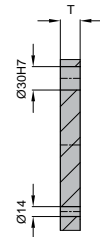
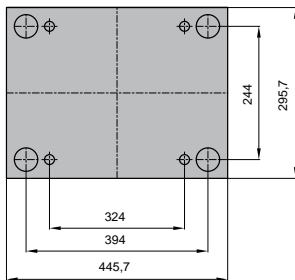
	Mat.	T			
		17	22	27	36
L05	1730			●	●
L10	1730			●	●
L30	1730			●	

L35/L41



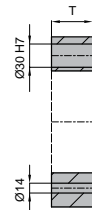
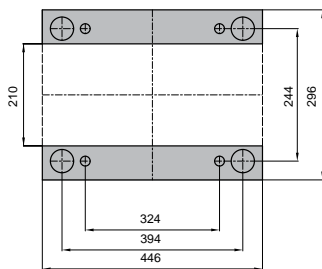
	Mat.	T									
		22	27	36	46	56	66	76	86	96	116
L35	1730			●	●	●	●	●	●	●	●
	Toolox										
	2085										
	2311			●	●	●	●	●	●	●	●
L41	2312			●	●	●	●	●	●	●	●
	2343			●	●	●					
	2767			●	●	●					
	2083										

L45



Mat.	T			
	27	36	46	56
1730		●	●	

L50



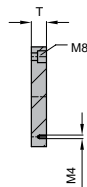
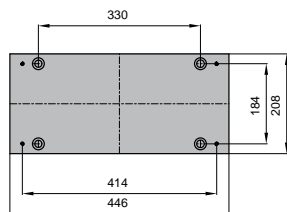
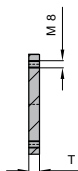
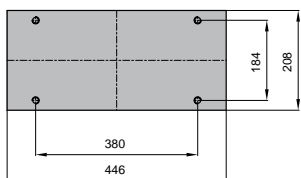
Mat.	T		
	56	76	96
1730	●	●	●

L55/L60



L55

L60

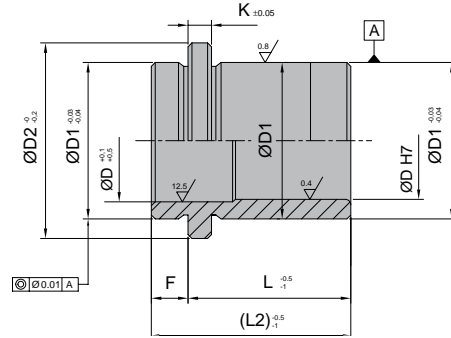


L55	T		
Mat.	9	12	17
1730			●

L60	T	
Mat.	17	22
1730		●



R04

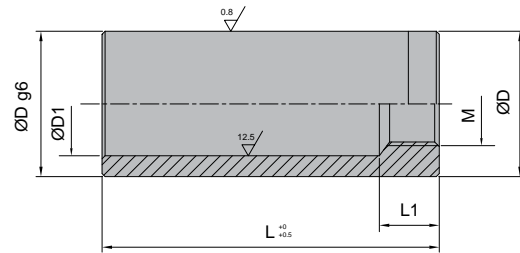


Mat.: EN 10084 16NiCr4 - 1.5714

Mat.: EN 10084 16NiCr4 - 1.5714

D	L	L2	D1	D2	K	F	D	L	L2	D1	D2	K	F
22/24	17	26	30	35	6	9	22/24	76	85	30	35	6	9
	22	31						86	95				
	27	36						96	105				
	36	45						116	125				
	46	55						136	145				
	56	65						156	165				
	66	75											

R05

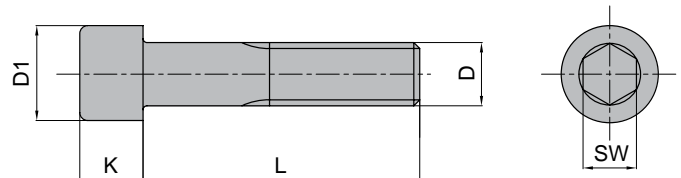


Mat.: EN 10084 16NiCr4 - 1.5714

Mat.: EN 10084 16NiCr4 - 1.5714

L1	D1	M	D	L	L1	D1	M	D	L
13	25	M12	30	40	13	25	M12	30	140
				60					160
				80					180
				100					200
				120					240

M



Mat.: EN 10084 16NiCr4 - 1.5714

Mat.: EN 10084 16NiCr4 - 1.5714

Mat.: EN 10084 16NiCr4 - 1.5714

Mat.: EN 10084 16NiCr4 - 1.5714

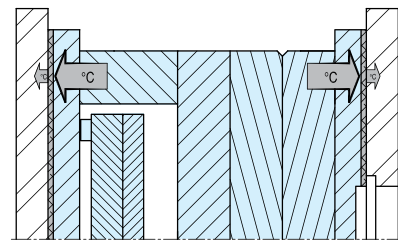
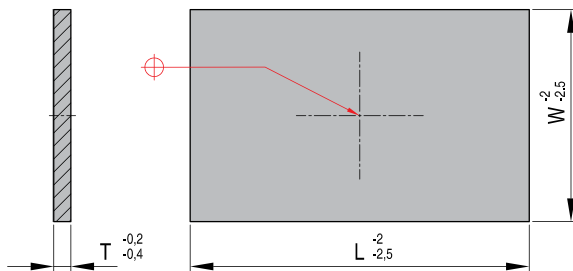
D	L	D1	K	SW	D	L	D1	K	SW	D	L	D1	K	SW	D	L	D1	K	SW
M8	16	13	8	6	M12	50	18	12	10	M12	110	18	12	10	M12	190	18	12	10
M12	20	18	12	10		55					120					200			
	25					60					130					220			
	30					70					140					260			
	35					80					150								
	40					90					160								
	45					100					180								



Insulating plates

R 42

T = 230°C
λ = 0,21 W/mK
P = 600 N/mm²



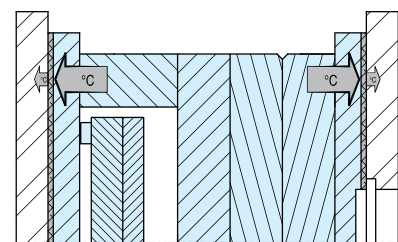
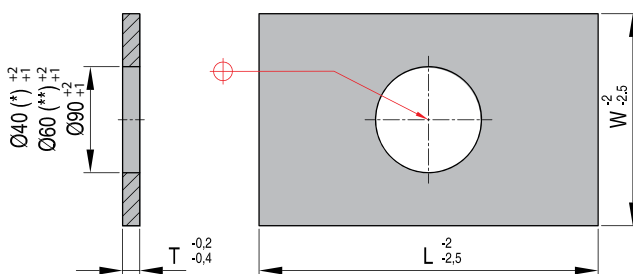
REF	W	L	T
R 42 296x446-7	296	446	7,0

REF	W	L	T
R 42 296x496-8,5	296	496	8,5

Insulating plates

R 43

T = 230°C
λ = 0,21 W/mK
P = 600 N/mm²



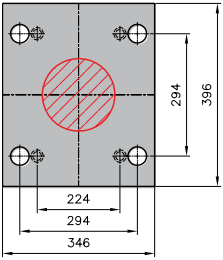
REF	W	L	T
R 43 296x446-7	296	446	7,0



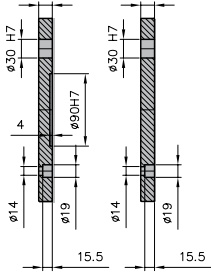
L05/L10/L30



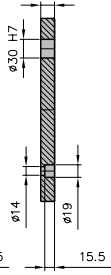
L05/L10



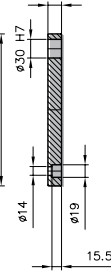
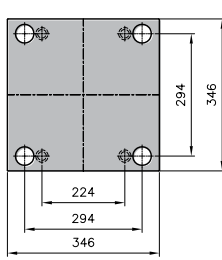
L05



L10

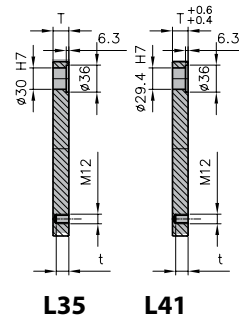
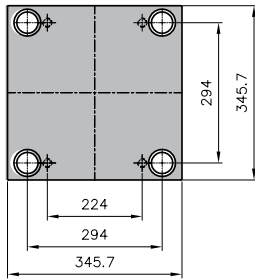


L30



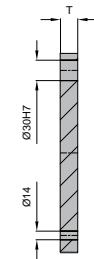
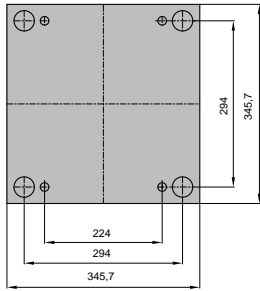
	Mat.	T			
		17	22	27	36
L05	1730			●	●
L10	1730			●	●
L30	1730		●	●	

L35/L41



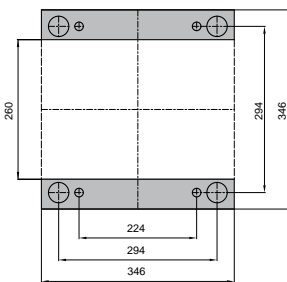
	Mat.	T									
		22	27	36	46	56	66	76	86	96	116
L35	1730			●	●	●	●	●	●	●	●
	Toolox										
	2085										
	2311			●	●	●	●	●	●	●	
	2312			●	●	●	●	●	●	●	
L41	2343			●	●	●					
	2767			●	●	●					
	2083										

L45



Mat.	T			
	27	36	46	56
1730		●	●	●

L50

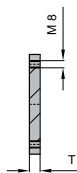
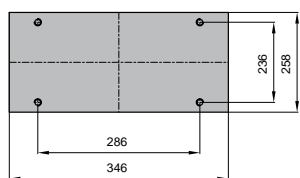


Mat.	T		
	56	76	96
1730	●	●	●

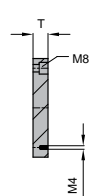
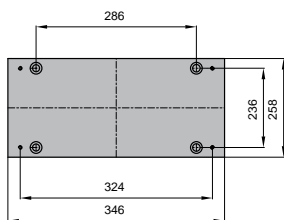
L55/L60



L55



L60

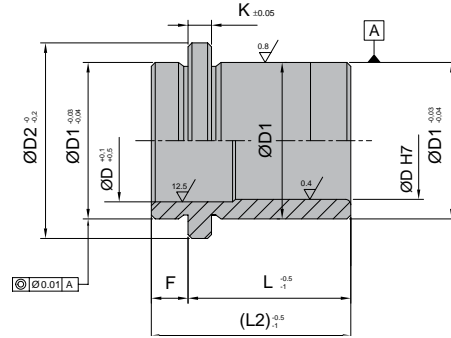


L55	T		
Mat.	9	12	17
1730			●

L60	T	
Mat.	17	22
1730		●



R04

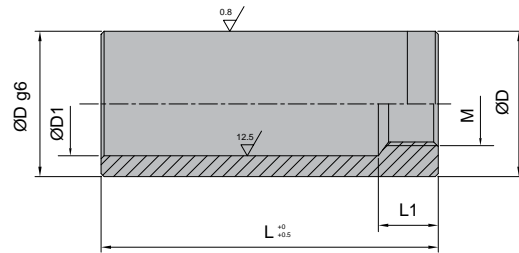


Mat.: EN 10084 16NiCr4 - 1.5714

Mat.: EN 10084 16NiCr4 - 1.5714

D	L	L2	D1	D2	K	F	D	L	L2	D1	D2	K	F
22/24	17	26	30	35	6	9	22/24	76	85	30	35	6	9
	22	31						86	95				
	27	36						96	105				
	36	45						116	125				
	46	55						136	145				
	56	65						156	165				
	66	75											

R05

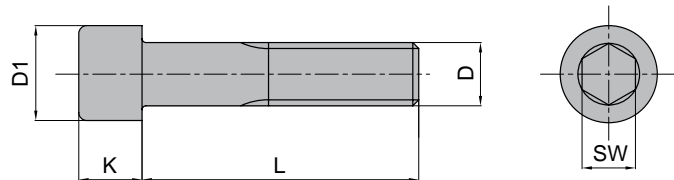


Mat.: EN 10084 16NiCr4 - 1.5714

Mat.: EN 10084 16NiCr4 - 1.5714

L1	D1	M	D	L	L1	D1	M	D	L
13	25	M12	30	40	13	25	M12	30	140
				60					160
				80					180
				100					200
				120					240

M



Mat.: EN 10084 16NiCr4 - 1.5714

Mat.: EN 10084 16NiCr4 - 1.5714

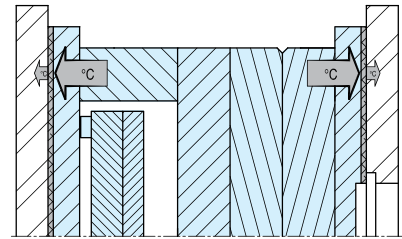
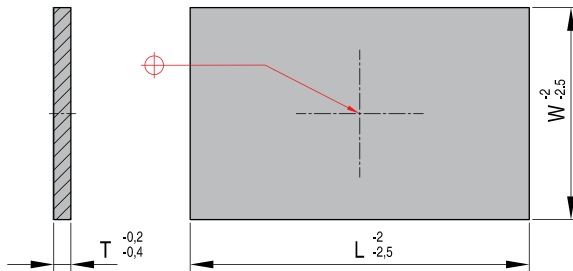
Mat.: EN 10084 16NiCr4 - 1.5714

Mat.: EN 10084 16NiCr4 - 1.5714

D	L	D1	K	SW	D	L	D1	K	SW	D	L	D1	K	SW	D	L	D1	K	SW	
M8	16	13	8	6	M12	50	18	12	10	M12	110	18	12	10	M12	190	18	12	10	10
M12	20	18	12	10		55					120					200				
	25					60					130					220				
	30					70					140					260				
	35					80					150									
	40					90					160									
	45					100					180									


Insulating plates
R 42

T = 230°C
 $\lambda = 0,21 \text{ W/mK}$
 $P = 600 \text{ N/mm}^2$

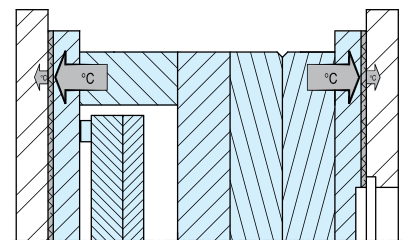
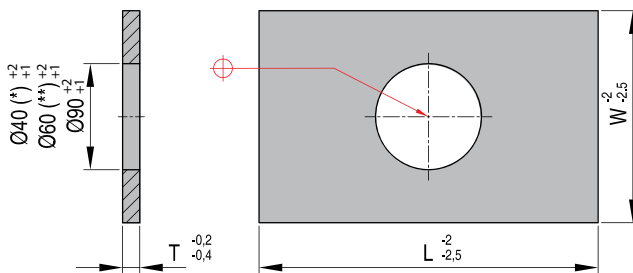


REF	W	L	T
R 42 346x346-7	346	346	7,0

REF	W	L	T
R 42 346x346-8,5	346	346	8,5

Insulating plates
R 43

T = 230°C
 $\lambda = 0,21 \text{ W/mK}$
 $P = 600 \text{ N/mm}^2$



REF	W	L	T
R 43 346x346-7	346	346	7,0

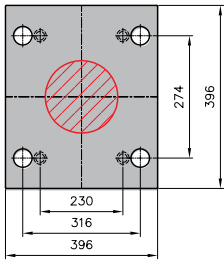
REF	W	L	T
R 43 346x346-8,5	346	346	8,5



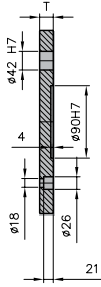
L05/L10/L30



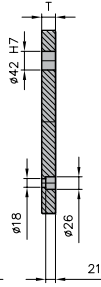
L05/L10



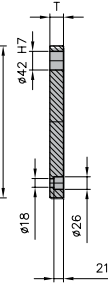
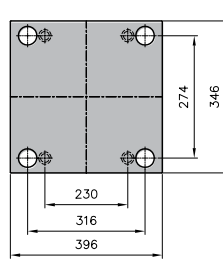
L05



L10

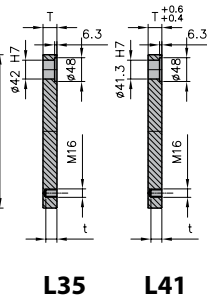
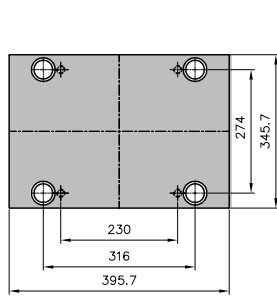


L30



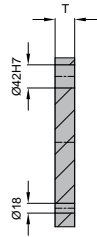
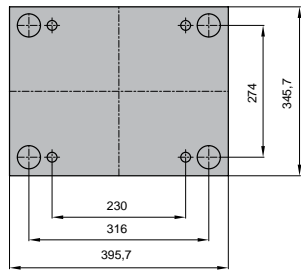
	Mat.	T			
		22	27	36	46
L05	1730		●	●	●
L10	1730		●	●	●
L30	1730	●	●	●	

L35/L41



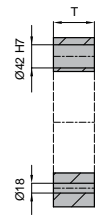
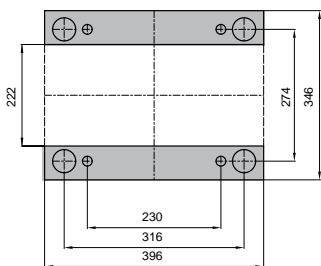
	Mat.	T									
		22	27	36	46	56	66	76	86	96	116
L35	1730			●	●	●	●	●	●	●	●
	Toolox										
	2085										
	2311										
L41	2312			●	●	●	●	●	●	●	●
	2343										
	2767										
	2083										

L45



Mat.	T			
	27	36	46	56
1730		●	●	●

L50

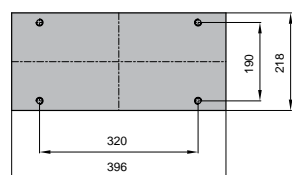


Mat.	T					
	56	66	76	86	96	116
1730	●	●	●	●	●	●

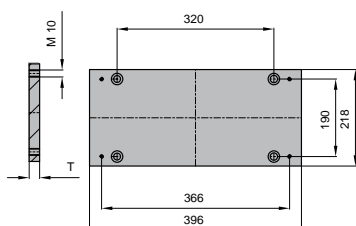
L55/L60



L55



L60

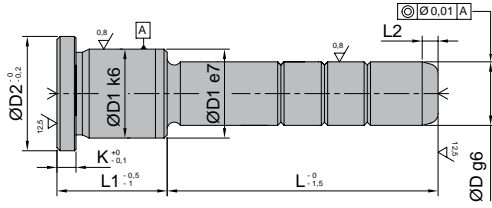


L55 Mat.	T		
	9	12	17
1730			●

L60 Mat.	T	
	17	22
1730		●



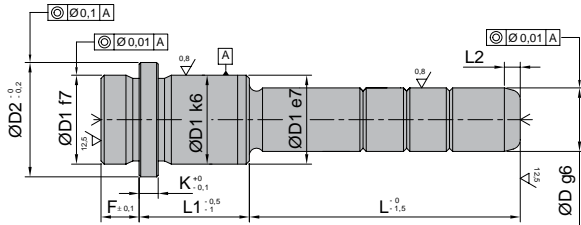
R01



Mat.: EN 10084 16NiCr4 - 1.5714

D	D1	D2	K	L2	L1	L																															
						20	25	35	40	45	50	55	60	65	70	75	80	85	90	95	105	110	115	125	135	155	165	175	195	215	235						
30/32	42	47	6	7	27																																
					36																																
					46																																
					56																																
					66																																
					76																																
					86																																
					96																																
					116																																
					136																																
					156																																
					196																																

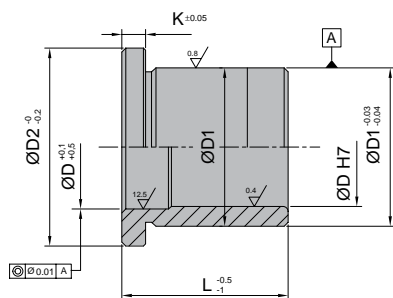
R02



Mat.: EN 10084 16NiCr4 - 1.5714

D	D1	D2	K	f	L2	L1	L																																					
							30	35	45	50	55	65	70	75	85	90	95	105	110	115	125	130	135	145	150	155	165	175	185	195	205	215	225	235	245	255	285	295						
30/32	42	47	6	9	7	27																																						
						36																																						
						46																																						
						56																																						
						66																																						
						76																																						
						86																																						
						96																																						
						116																																						
						136																																						
						156																																						
						196																																						

R03



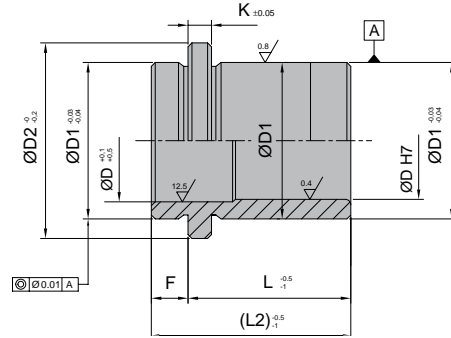
Mat.: EN 10084 16NiCr4 - 1.5714

Mat.: EN 10084 16NiCr4 - 1.5714

D	L	D1	D2	K	D	L	D1	D2	K
30/32	27	42	47	6	30/32	86	42	47	6
	36					96			
	46					116			
	56					136			
	66					156			
	76								



R04

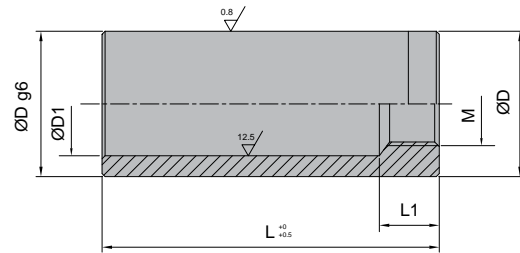


Mat.: EN 10084 16NiCr4 - 1.5714

Mat.: EN 10084 16NiCr4 - 1.5714

D	L	L2	D1	D2	K	F	D	L	L2	D1	D2	K	F
30/32	27	36	42	47	6	9	30/32	86	95	42	47	6	9
	36	45						96	105				
	46	55						116	125				
	56	65						136	145				
	66	75						156	165				
	76	85						196	205				

R05

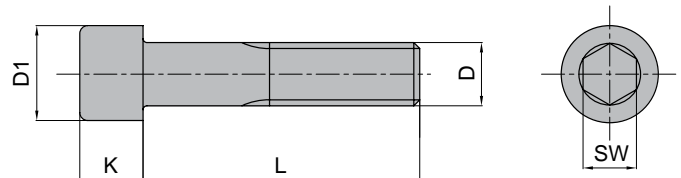


Mat.: EN 10084 16NiCr4 - 1.5714

Mat.: EN 10084 16NiCr4 - 1.5714

L1	D1	M	D	L	L1	D1	M	D	L
13	33	M12	42	40	13	33	M12	42	140
				60					160
				80					180
				100					200
				120					220

M



Mat.: EN 10084 16NiCr4 - 1.5714

Mat.: EN 10084 16NiCr4 - 1.5714

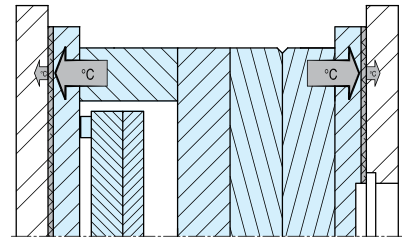
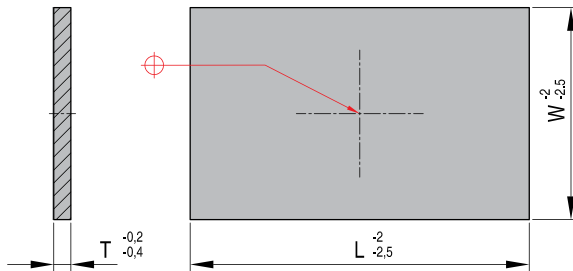
Mat.: EN 10084 16NiCr4 - 1.5714

Mat.: EN 10084 16NiCr4 - 1.5714

D	L	D1	K	SW	D	L	D1	K	SW	D	L	D1	K	SW	D	L	D1	K	SW
M10	25	16	10	8	M16	60	24	16	14	M16	140	24	16	14	M16	220	24	16	14
M16	20	16	14	65		150					240								
	30			70		160					250								
	35			80		180					260								
	40			100		190					300								
	45			120		200					320								
	50			130		210													


Insulating plates
R 42

T = 230°C
 $\lambda = 0,21 \text{ W/mK}$
 $P = 600 \text{ N/mm}^2$

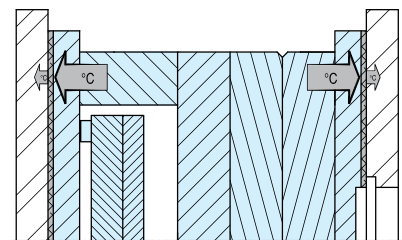
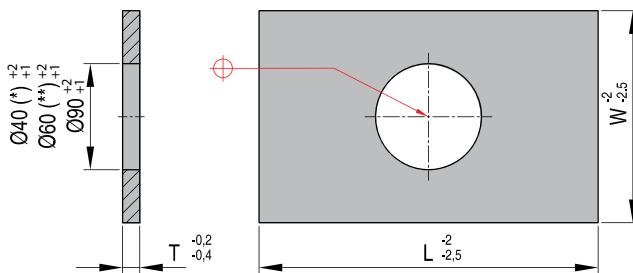


REF	W	L	T
R 42 346x396-7	346	396	7,0

REF	W	L	T
R 42 346x396-8,5	346	396	8,5

Insulating plates
R 43

T = 230°C
 $\lambda = 0,21 \text{ W/mK}$
 $P = 600 \text{ N/mm}^2$



REF	W	L	T
R 43 346x396-7	346	396	7,0

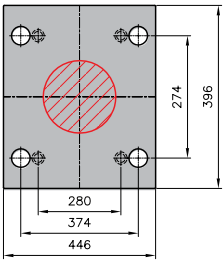
REF	W	L	T
R 43 346x396-8,5	346	396	8,5



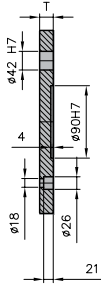
L05/L10/L30



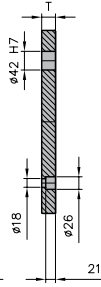
L05/L10



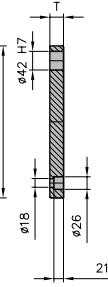
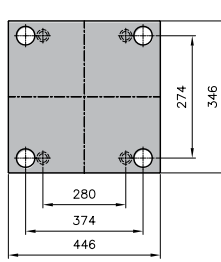
L05



L10

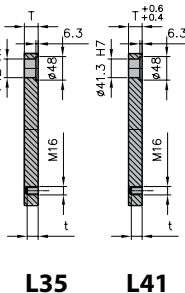
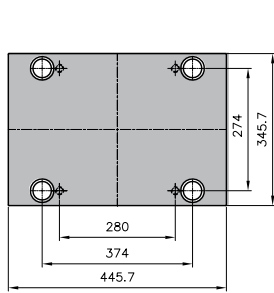


L30



	Mat.	T			
		22	27	36	46
L05	1730		●	●	●
L10	1730		●	●	●
L30	1730	●	●	●	

L35/L41

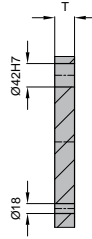
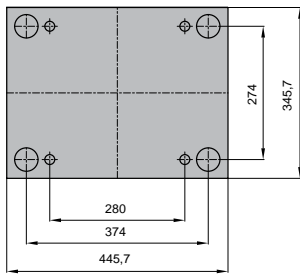


L35

L41

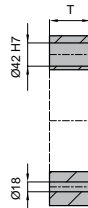
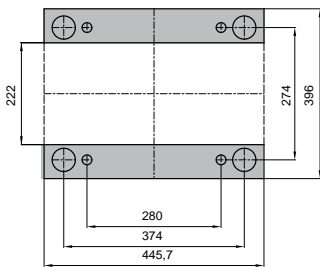
	Mat.	T									
		22	27	36	46	56	66	76	86	96	116
L35	1730			●	●	●	●	●	●	●	●
	Toolox										
	2085										
	2311										
	2312			●	●	●	●	●	●	●	●
L41	2343										
	2767										
	2083										

L45



Mat.	T			
	27	36	46	56
1730		●	●	●

L50



Mat.	T						
	56	66	76	86	96	116	136
1730	●	●	●	●	●	●	

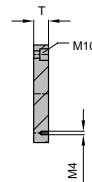
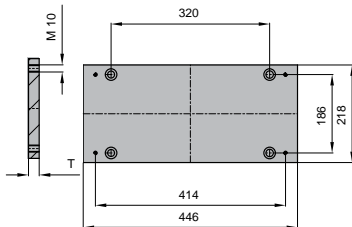
L55/L60



L55



L60

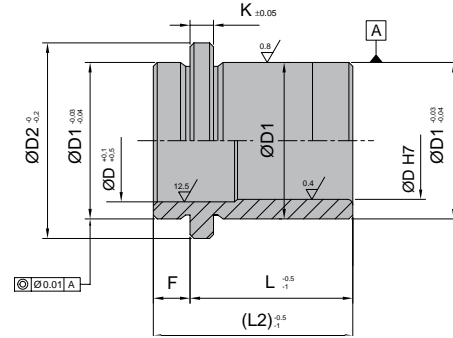


L55 Mat.	T		
	9	12	17
1730			●

L60 Mat.	T	
	17	22
1730		●



R04

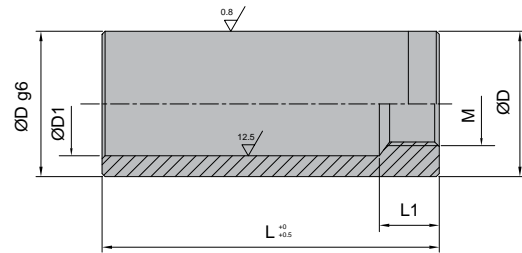


Mat.: EN 10084 16NiCr4 - 1.5714

Mat.: EN 10084 16NiCr4 - 1.5714

D	L	L2	D1	D2	K	F	D	L	L2	D1	D2	K	F
30/32	27	36	42	47	6	9	30/32	86	95	42	47	6	9
	36	45						96	105				
	46	55						116	125				
	56	65						136	145				
	66	75						156	165				
	76	85						196	205				

R05

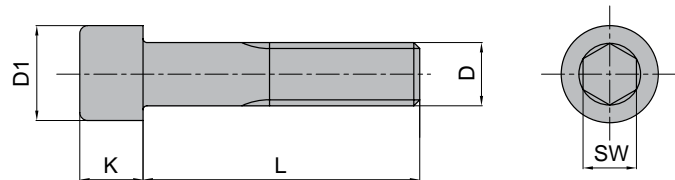


Mat.: EN 10084 16NiCr4 - 1.5714

Mat.: EN 10084 16NiCr4 - 1.5714

L1	D1	M	D	L	L1	D1	M	D	L
13	33	M12	42	40	13	33	M12	42	140
				60					160
				80					180
				100					200
				120					220

M



Mat.: EN 10084 16NiCr4 - 1.5714

Mat.: EN 10084 16NiCr4 - 1.5714

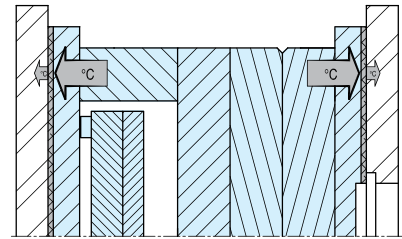
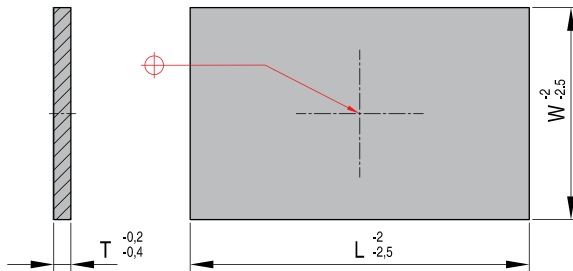
Mat.: EN 10084 16NiCr4 - 1.5714

Mat.: EN 10084 16NiCr4 - 1.5714

D	L	D1	K	SW	D	L	D1	K	SW	D	L	D1	K	SW	D	L	D1	K	SW
M10	25	16	10	8	M16	60	24	16	14	M16	140	24	16	14	M16	220	24	16	14
M16	20	24	16	14		65					150					240			
	30					70					160					250			
	35					80					180					260			
	40					100					190					300			
	45					120					200					320			
	50					130					210								


Insulating plates
R 42

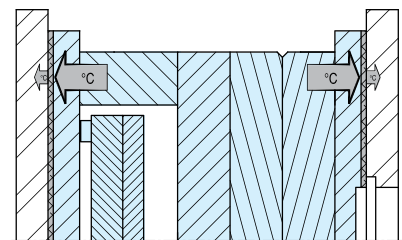
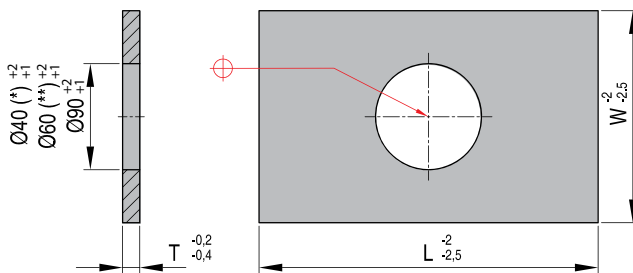
$T = 230^{\circ}\text{C}$
 $\lambda = 0,21 \text{ W/mK}$
 $P = 600 \text{ N/mm}^2$



REF	W	L	T
R 42 346x446-8,5	346	446	8,5

Insulating plates
R 43

$T = 230^{\circ}\text{C}$
 $\lambda = 0,21 \text{ W/mK}$
 $P = 600 \text{ N/mm}^2$



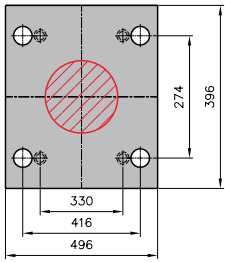
REF	W	L	T
R 43 346x446-8,5	346	446	8,5



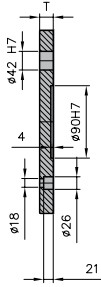
L05/L10/L30



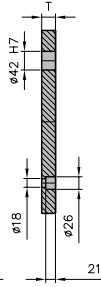
L05/L10



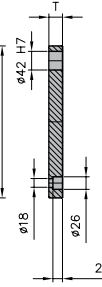
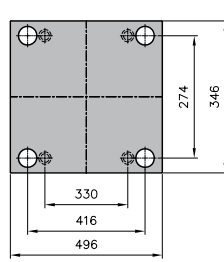
L05



L10

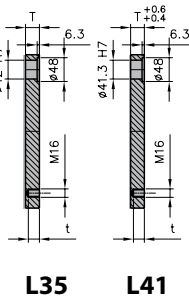
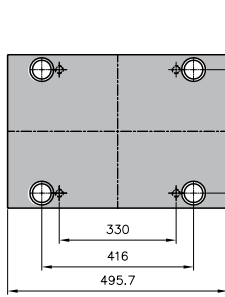


L30



	Mat.	T			
		22	27	36	46
L05	1730		●	●	●
L10	1730		●	●	●
L30	1730	●	●	●	

L35/L41

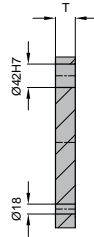
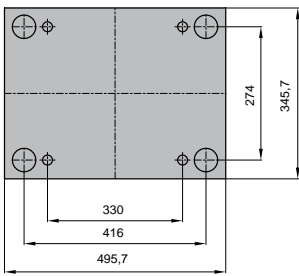


L35

L41

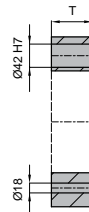
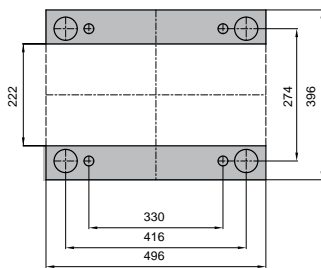
	Mat.	T									
		22	27	36	46	56	66	76	86	96	116
L35	1730			●	●	●	●	●	●	●	●
	Toolox										
	2085										
	2311										
	2312			●	●	●	●	●	●	●	●
L41	2343										
	2767										
	2083										

L45



Mat.	T			
	27	36	46	56
1730		●	●	●

L50

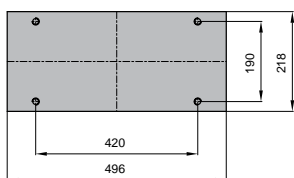


Mat.	T						
	56	66	76	86	96	116	136
1730	●	●	●	●	●	●	

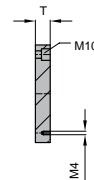
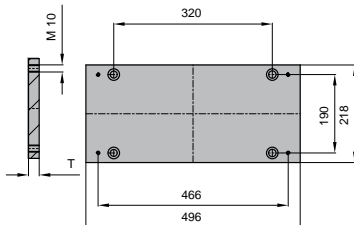
L55/L60



L55



L60

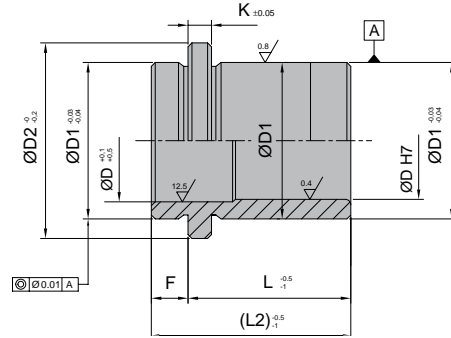


L55	T		
Mat.	9	12	17
1730			●

L60	T	
Mat.	17	22
1730		●



R04

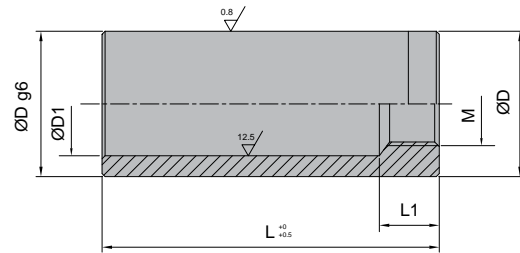


Mat.: EN 10084 16NiCr4 - 1.5714

Mat.: EN 10084 16NiCr4 - 1.5714

D	L	L2	D1	D2	K	F	D	L	L2	D1	D2	K	F
30/32	27	36	42	47	6	9	30/32	86	95	42	47	6	9
	36	45						96	105				
	46	55						116	125				
	56	65						136	145				
	66	75						156	165				
	76	85						196	205				

R05

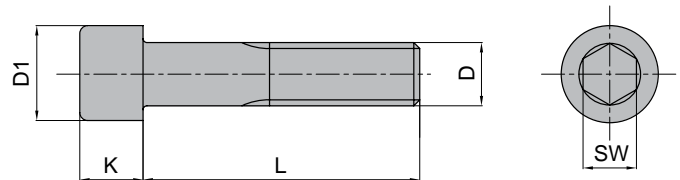


Mat.: EN 10084 16NiCr4 - 1.5714

Mat.: EN 10084 16NiCr4 - 1.5714

L1	D1	M	D	L	L1	D1	M	D	L
13	33	M12	42	40	13	33	M12	42	140
				60					160
				80					180
				100					200
				120					220

M



Mat.: EN 10084 16NiCr4 - 1.5714

Mat.: EN 10084 16NiCr4 - 1.5714

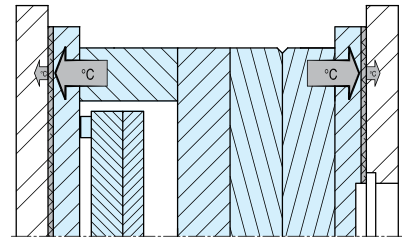
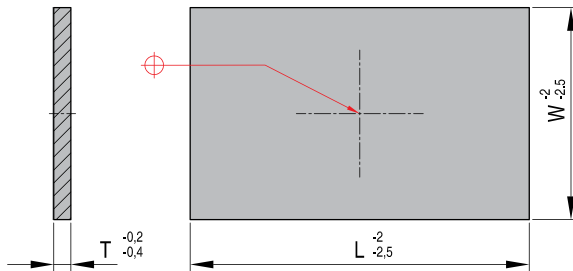
Mat.: EN 10084 16NiCr4 - 1.5714

Mat.: EN 10084 16NiCr4 - 1.5714

D	L	D1	K	SW	D	L	D1	K	SW	D	L	D1	K	SW	D	L	D1	K	SW
M10	25	16	10	8	M16	60	24	16	14	M16	140	24	16	14	M16	220	24	16	14
M16	20	16	14	65		150					240								
	30			70		160					250								
	35			80		180					260								
	40			100		190					300								
	45			120		200					320								
50	130	210																	


Insulating plates
R 42

T = 230°C
 $\lambda = 0,21 \text{ W/mK}$
 $P = 600 \text{ N/mm}^2$

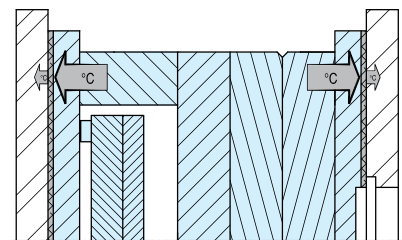
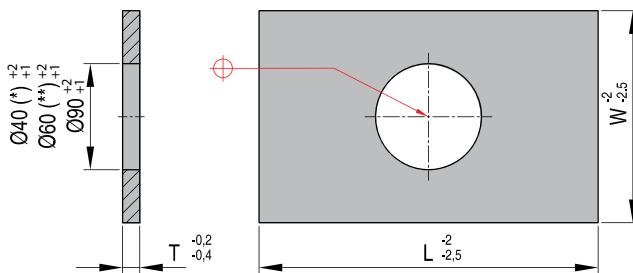


REF	W	L	T
R 42 346x496-7	346	496	7,0

REF	W	L	T
R 42 346x496-8,5	346	496	8,5

Insulating plates
R 43

T = 230°C
 $\lambda = 0,21 \text{ W/mK}$
 $P = 600 \text{ N/mm}^2$



REF	W	L	T
R 43 346x496-7	346	496	7,0

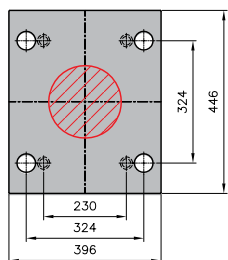
REF	W	L	T
R 43 346x496-8,5	346	496	8,5



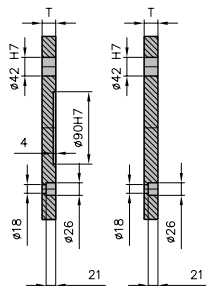
L05/L10/L30



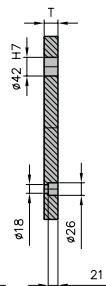
L05/L10



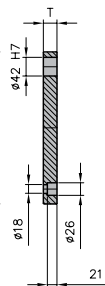
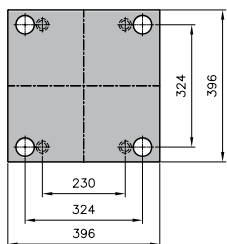
L05



L10

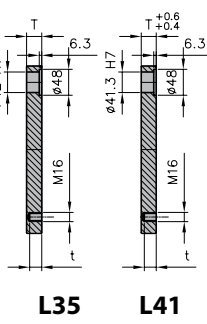
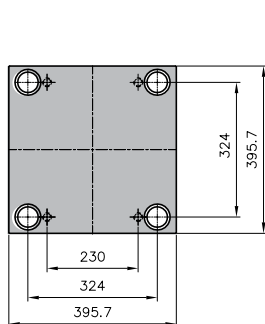


L30



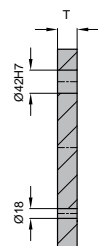
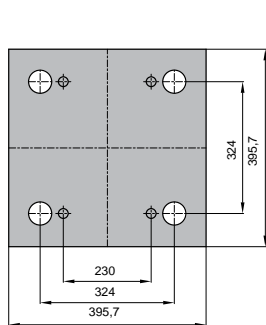
	Mat.	T			
		22	27	36	46
L05	1730		●	●	●
L10	1730		●	●	●
L30	1730	●	●	●	

L35/L41



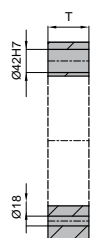
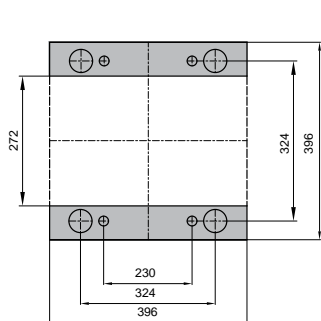
	Mat.	T									
		22	27	36	46	56	66	76	86	96	116
L35	1730				●	●	●	●	●	●	●
	Toolox										
	2085										
	2311										
	2312			●	●	●	●	●	●	●	●
L41	2343										
	2767										
	2083										

L45



Mat.	T			
	27	36	46	56
1730		●	●	●

L50

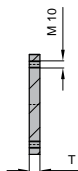
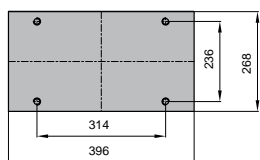


Mat.	T						
	56	66	76	86	96	116	136
1730	●	●	●	●	●	●	

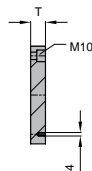
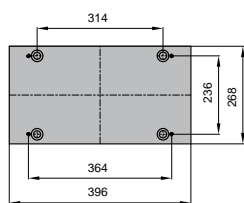
L55/L60



L55



L60

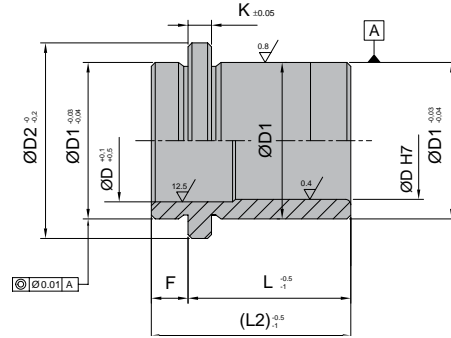


L55	T		
Mat.	9	12	17
1730			●

L60	T	
Mat.	17	22
1730		●



R04

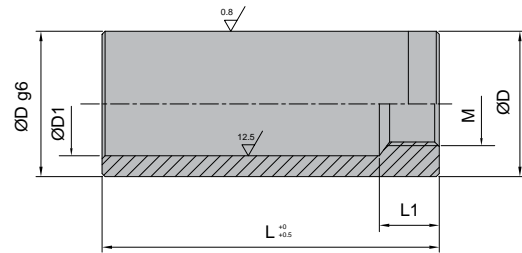


Mat.: EN 10084 16NiCr4 - 1.5714

Mat.: EN 10084 16NiCr4 - 1.5714

D	L	L2	D1	D2	K	F	D	L	L2	D1	D2	K	F
30/32	27	36	42	47	6	9	30/32	86	95	42	47	6	9
	36	45						96	105				
	46	55						116	125				
	56	65						136	145				
	66	75						156	165				
	76	85						196	205				

R05

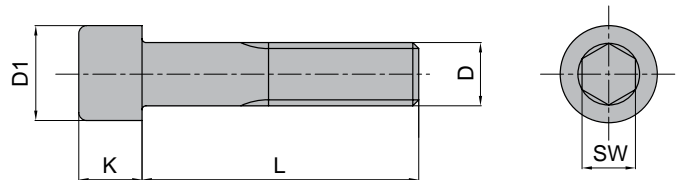


Mat.: EN 10084 16NiCr4 - 1.5714

Mat.: EN 10084 16NiCr4 - 1.5714

L1	D1	M	D	L	L1	D1	M	D	L
13	33	M12	42	40	13	33	M12	42	140
				60					160
				80					180
				100					200
				120					220

M



Mat.: EN 10084 16NiCr4 - 1.5714

Mat.: EN 10084 16NiCr4 - 1.5714

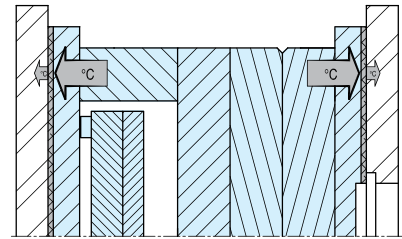
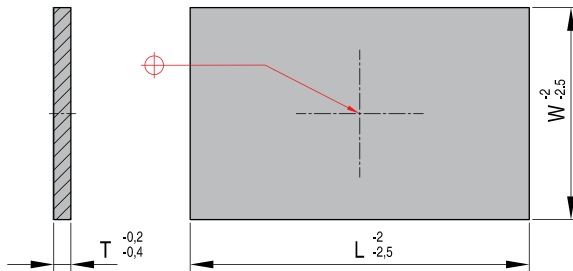
Mat.: EN 10084 16NiCr4 - 1.5714

Mat.: EN 10084 16NiCr4 - 1.5714

D	L	D1	K	SW	D	L	D1	K	SW	D	L	D1	K	SW	D	L	D1	K	SW
M10	25	16	10	8	M16	60	24	16	14	M16	140	24	16	14	M16	220	24	16	14
M16	20	16	14	65		150					240								
	30			70		160					250								
	35			80		180					260								
	40			100		190					300								
	45			120		200					320								
	50			130		210													


Insulating plates
R 42

T = 230°C
 $\lambda = 0,21 \text{ W/mK}$
 $P = 600 \text{ N/mm}^2$

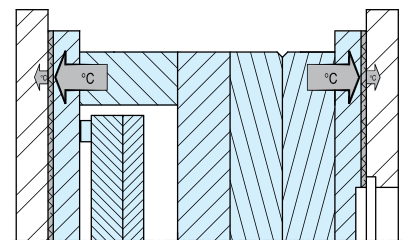
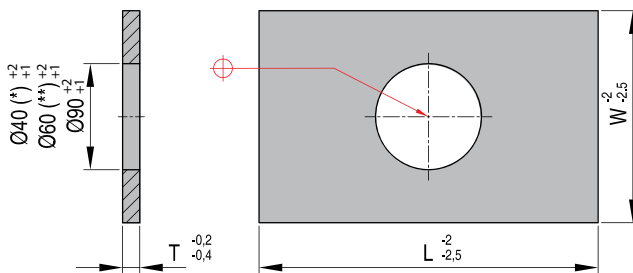


REF	W	L	T
R 42 396x396-7	396	396	7,0

REF	W	L	T
R 42 396x396-8,5	396	396	8,5

Insulating plates
R 43

T = 230°C
 $\lambda = 0,21 \text{ W/mK}$
 $P = 600 \text{ N/mm}^2$



REF	W	L	T
R 43 396x396-7	396	396	7,0

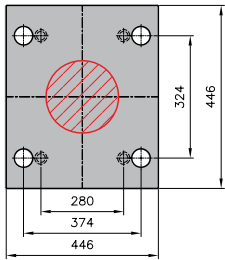
REF	W	L	T
R 43 396x396-8,5	396	396	8,5



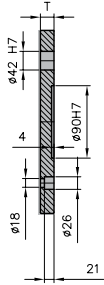
L05/L10/L30



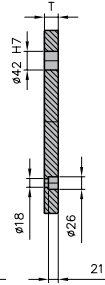
L05/L10



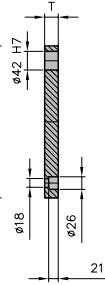
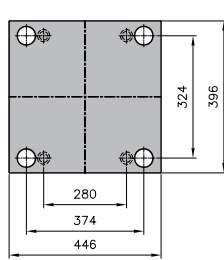
L05



L10

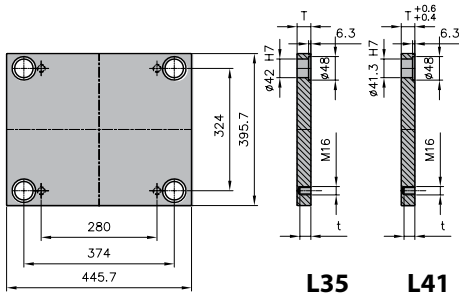


L30



	Mat.	T			
		22	27	36	46
L05	1730		●	●	●
L10	1730		●	●	●
L30	1730		●	●	

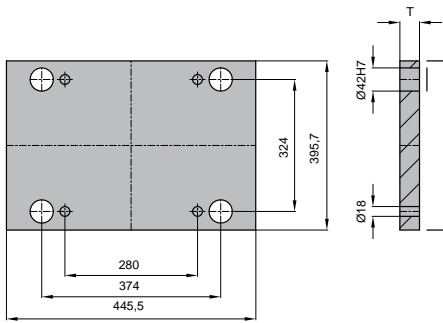
L35/L41



L35 L41

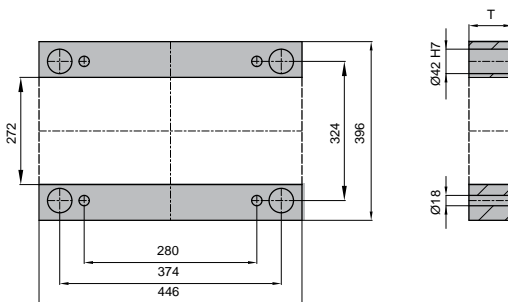
	Mat.	T									
		22	27	36	46	56	66	76	86	96	116
L35	1730				●	●	●	●	●	●	●
	Toolox										
	2085										
	2311										
L41	2312			●	●	●	●	●	●	●	●
	2343										
	2767										
	2083										

L45



Mat.	T			
	27	36	46	56
1730		●	●	●

L50

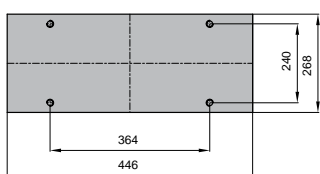


Mat.	T						
	56	66	76	86	96	116	136
1730		●	●	●	●	●	

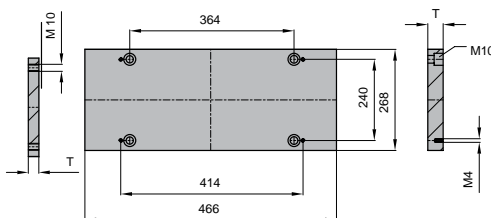
L55/L60



L55



L60

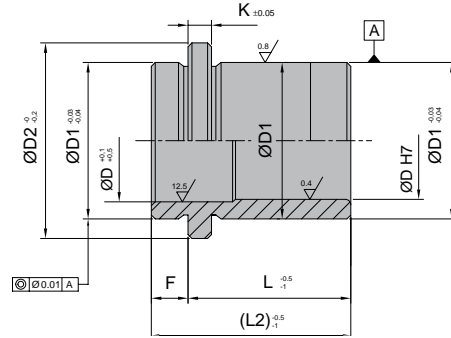


L55	T		
Mat.	9	12	17
1730			●

L60	T	
Mat.	17	22
1730		●



R04

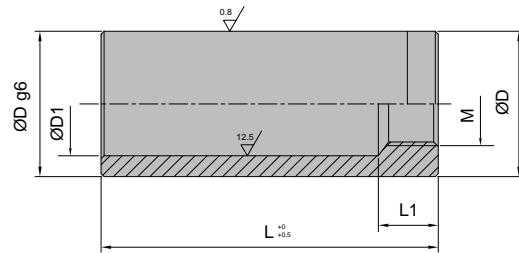


Mat.: EN 10084 16NiCr4 - 1.5714

Mat.: EN 10084 16NiCr4 - 1.5714

D	L	L2	D1	D2	K	F	D	L	L2	D1	D2	K	F
30/32	27	36	42	47	6	9	30/32	86	95	42	47	6	9
	36	45						96	105				
	46	55						116	125				
	56	65						136	145				
	66	75						156	165				
	76	85						196	205				

R05

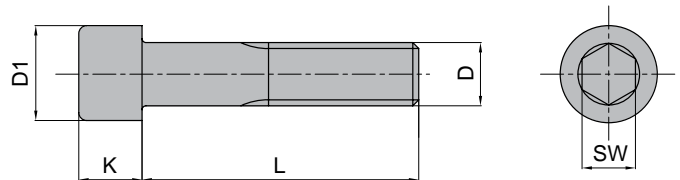


Mat.: EN 10084 16NiCr4 - 1.5714

Mat.: EN 10084 16NiCr4 - 1.5714

L1	D1	M	D	L	L1	D1	M	D	L
13	33	M12	42	40	13	33	M12	42	140
				60					160
				80					180
				100					200
				120					220

M



Mat.: EN 10084 16NiCr4 - 1.5714

Mat.: EN 10084 16NiCr4 - 1.5714

Mat.: EN 10084 16NiCr4 - 1.5714

Mat.: EN 10084 16NiCr4 - 1.5714

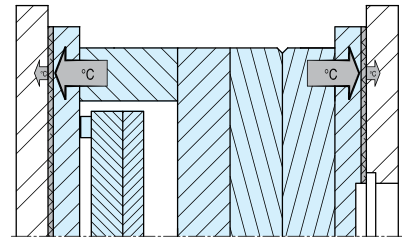
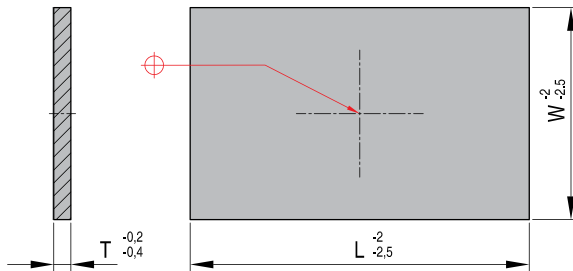
D	L	D1	K	SW	D	L	D1	K	SW	D	L	D1	K	SW	D	L	D1	K	SW
M10	25	16	10	8	M16	60	24	16	14	M16	140	24	16	14	M16	220	24	16	14
M16	20	16	14	65		150					240								
	30			70		160					250								
	35			80		180					260								
	40			100		190					300								
	45			120		200					320								
50	130	210																	



Insulating plates

R 42

T = 230°C
λ = 0,21 W/mK
P = 600 N/mm²



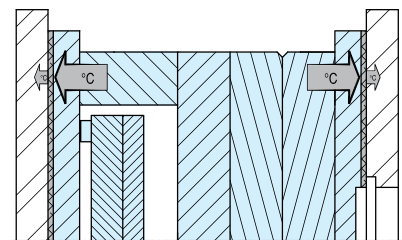
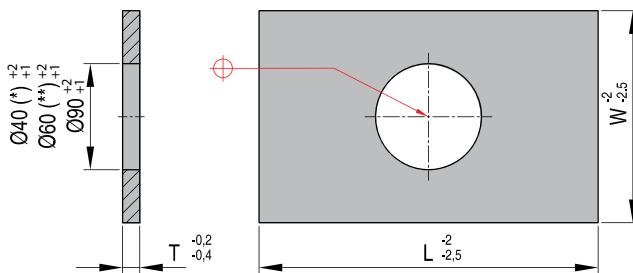
REF	W	L	T
R 42 396x446-7	396	446	7,0

REF	W	L	T
R 42 396x446-8,5	396	446	8,5

Insulating plates

R 43

T = 230°C
λ = 0,21 W/mK
P = 600 N/mm²



REF	W	L	T
R 43 396x446-7	396	446	7,0

REF	W	L	T
R 43 396x446-8,5	396	446	8,5



L05/L10/L30



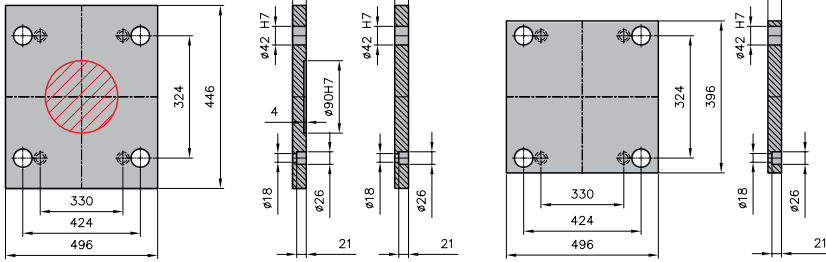
L05/L10

L05

L10

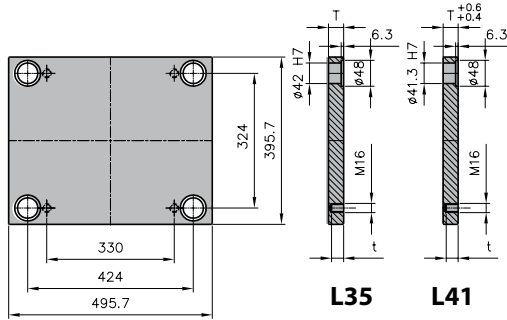


L30



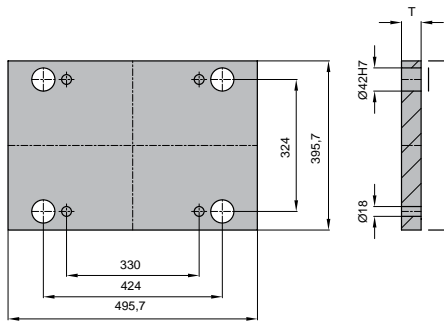
	Mat.	T			
		22	27	36	46
L05	1730			●	●
L10	1730			●	●
L30	1730		●	●	

L35/L41



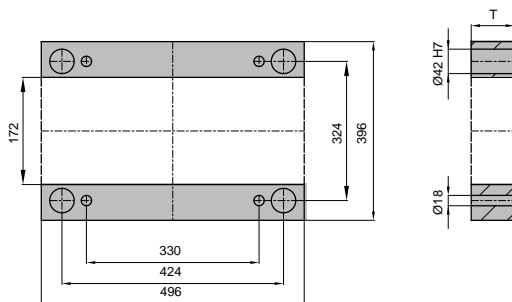
	Mat.	T									
		22	27	36	46	56	66	76	86	96	116
L35	1730				●	●	●	●	●	●	●
	Toolox										
	2085										
	2311										
L41	2312			●	●	●	●	●	●	●	●
	2343										
	2767										
	2083										

L45



Mat.	T			
	27	36	46	56
1730		●	●	●

L50



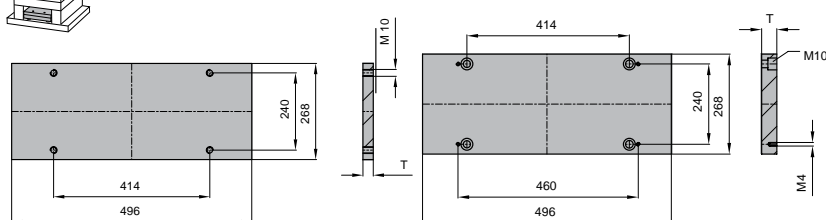
Mat.	T						
	56	66	76	86	96	116	136
1730		●	●	●	●	●	

L55/L60



L55

L60

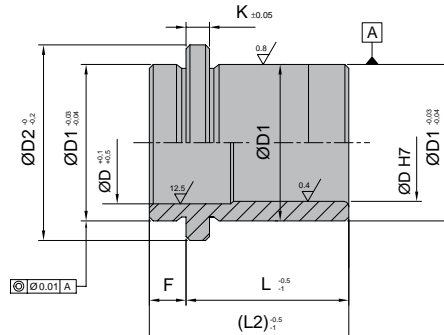


L55 Mat.	T		
	12	17	22
1730			●

L60 Mat.	T	
	22	27
1730		●



R04

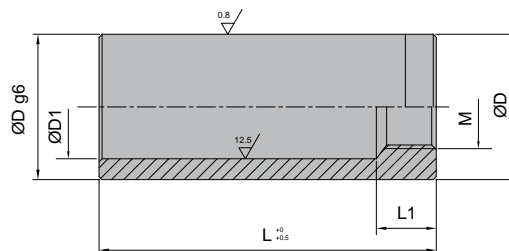


Mat.: EN 10084 16NiCr4 - 1.5714

Mat.: EN 10084 16NiCr4 - 1.5714

D	L	L2	D1	D2	K	F	D	L	L2	D1	D2	K	F
30/32	27	36	42	47	6	9	30/32	86	95	42	47	6	9
	36	45						96	105				
	46	55						116	125				
	56	65						136	145				
	66	75						156	165				
	76	85						196	205				

R05

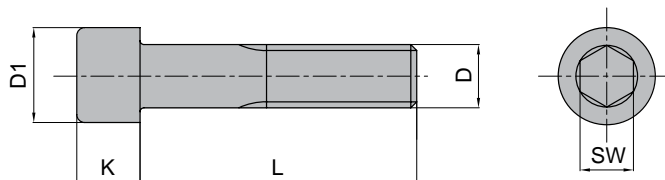


Mat.: EN 10084 16NiCr4 - 1.5714

Mat.: EN 10084 16NiCr4 - 1.5714

L1	D1	M	D	L	L1	D1	M	D	L
13	33	M12	42	40	13	33	M12	42	140
				60					160
				80					180
				100					200
				120					220

M



Mat.: EN 10084 16NiCr4 - 1.5714

Mat.: EN 10084 16NiCr4 - 1.5714

Mat.: EN 10084 16NiCr4 - 1.5714

Mat.: EN 10084 16NiCr4 - 1.5714

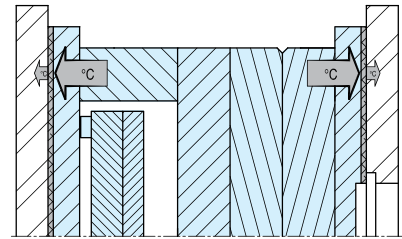
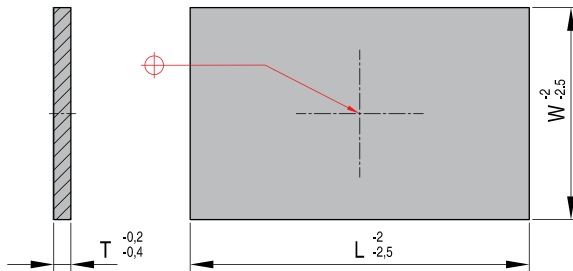
D	L	D1	K	SW	D	L	D1	K	SW	D	L	D1	K	SW	D	L	D1	K	SW
M10	25	16	10	8	M16	60	24	16	14	M16	140	24	16	14	M16	220	24	16	14
M16	20	16	14	65		150					240								
	30			70		160					250								
	35			80		180					260								
	40			100		190					300								
	45			120		200					320								
	50			130		210													



Insulating plates

R 42

T = 230°C
λ = 0,21 W/mK
P = 600 N/mm²

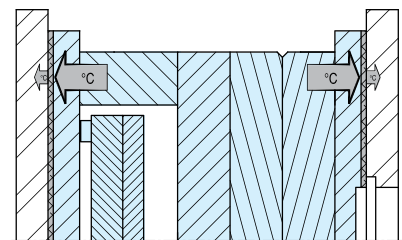
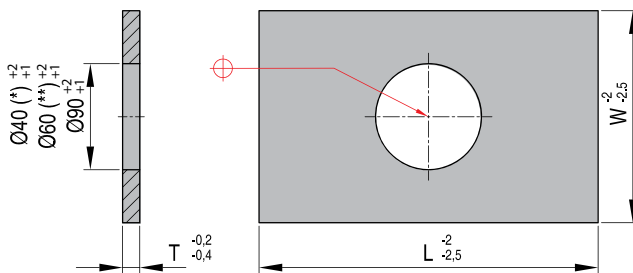


REF	W	L	T
R 42 396x496-8,5	396	496	8,5

Insulating plates

R 43

T = 230°C
λ = 0,21 W/mK
P = 600 N/mm²

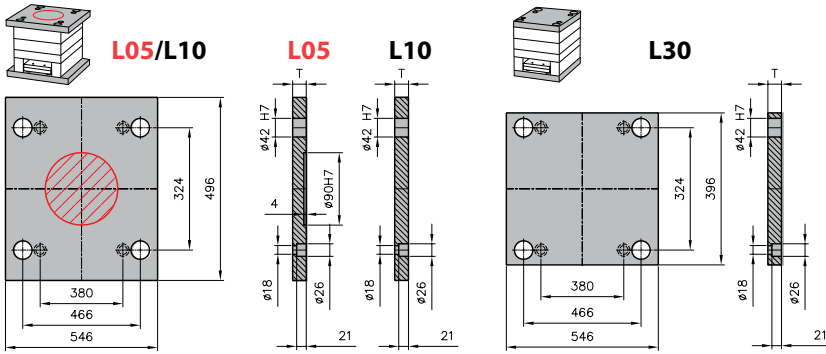


REF	W	L	T
R 43 396x496-7	396	496	7,0

REF	W	L	T
R 43 396x496-8,5	396	496	8,5

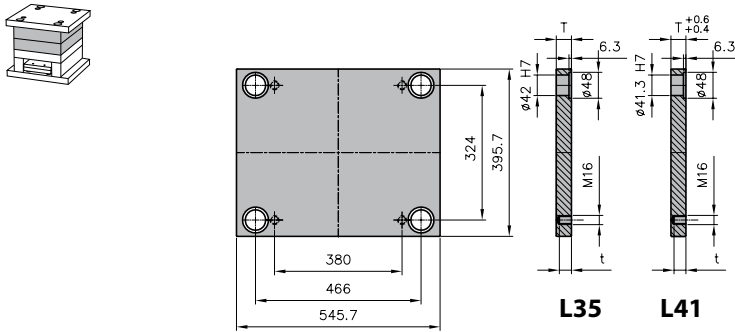


L05/L10/L30



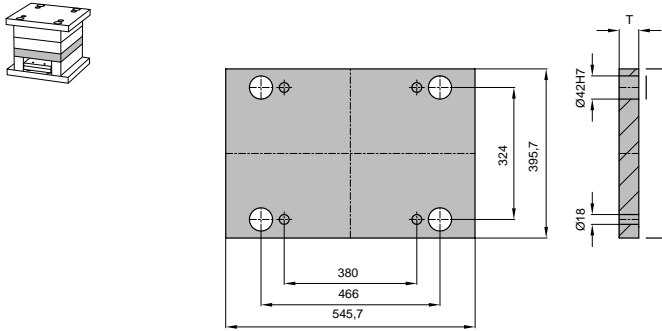
	Mat.	T			
		22	27	36	46
L05	1730			●	●
L10	1730			●	●
L30	1730		●	●	

L35/L41



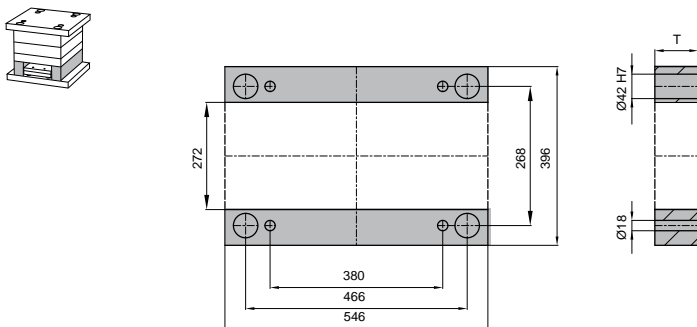
	Mat.	T									
		22	27	36	46	56	66	76	86	96	116
L35	1730				●	●	●	●	●	●	●
	Toolox										
	2085										
	2311										
	2312										
L41	2343										
	2767										
	2083										

L45



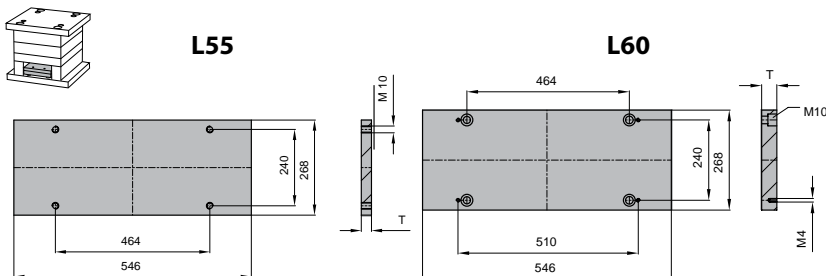
Mat.	T			
	27	36	46	56
1730			●	●

L50



Mat.	T						
	56	66	76	86	96	116	136
1730		●	●	●	●	●	

L55/L60

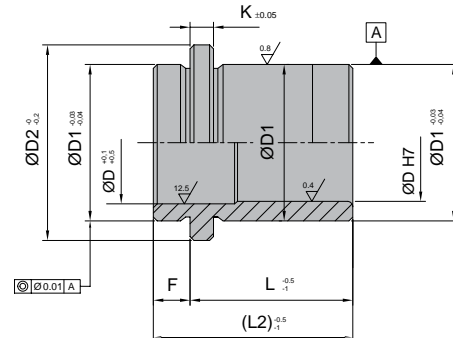


L55	T		
	12	17	22
Mat. 1730		●	

L60	T	
	22	27
Mat. 1730		●



R04

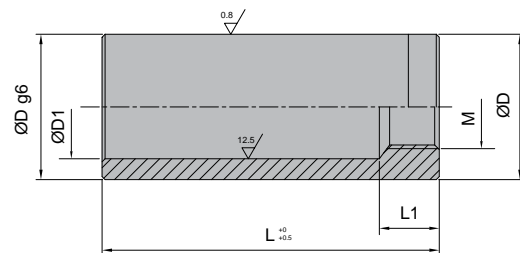


Mat.: EN 10084 16NiCr4 - 1.5714

Mat.: EN 10084 16NiCr4 - 1.5714

D	L	L2	D1	D2	K	F	D	L	L2	D1	D2	K	F
30/32	27	36	42	47	6	9	30/32	86	95	42	47	6	9
	36	45						96	105				
	46	55						116	125				
	56	65						136	145				
	66	75						156	165				
	76	85						196	205				

R05

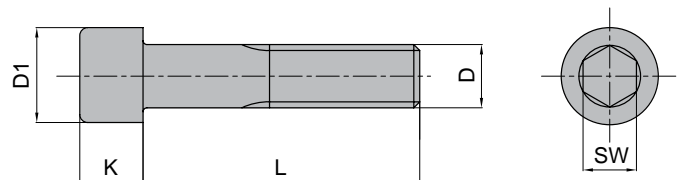


Mat.: EN 10084 16NiCr4 - 1.5714

Mat.: EN 10084 16NiCr4 - 1.5714

L1	D1	M	D	L	L1	D1	M	D	L
13	33	M12	42	40	13	33	M12	42	140
				60					160
				80					180
				100					200
				120					220

M



Mat.: EN 10084 16NiCr4 - 1.5714

Mat.: EN 10084 16NiCr4 - 1.5714

Mat.: EN 10084 16NiCr4 - 1.5714

Mat.: EN 10084 16NiCr4 - 1.5714

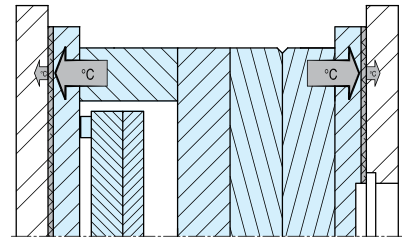
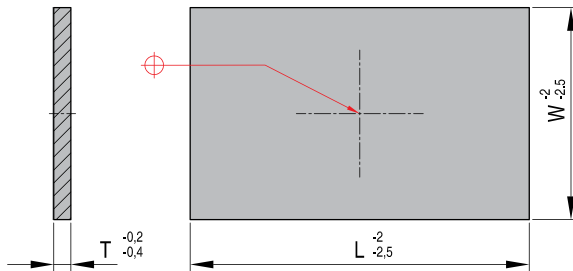
D	L	D1	K	SW	D	L	D1	K	SW	D	L	D1	K	SW	D	L	D1	K	SW
M10	25	16	10	8	M16	60	24	16	14	M16	140	24	16	14	M16	220	24	16	14
M16	20	16	14	65		150					240								
	30			70		160					250								
	35			80		180					260								
	40			100		190					300								
	45			120		200					320								
	50			130		210													



Insulating plates

R 42

T = 230°C
λ = 0,21 W/mK
P = 600 N/mm²



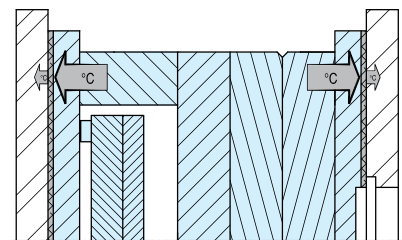
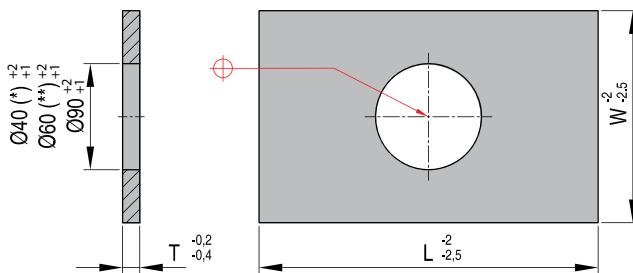
REF	W	L	T
R 42 396x546-7	396	546	7,0

REF	W	L	T
R 42 396x546-8,5	396	546	8,5

Insulating plates

R 43

T = 230°C
λ = 0,21 W/mK
P = 600 N/mm²



REF	W	L	T
R 43 396x546-7	396	546	7,0

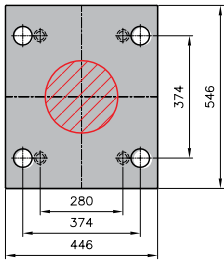
REF	W	L	T
R 43 396x546-8,5	396	546	8,5



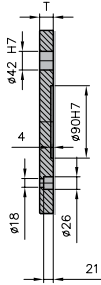
L05/L10/L30



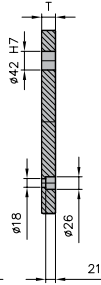
L05/L10



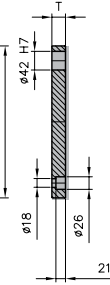
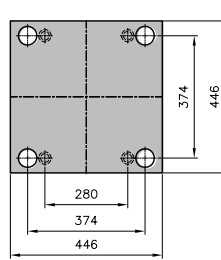
L05



L10

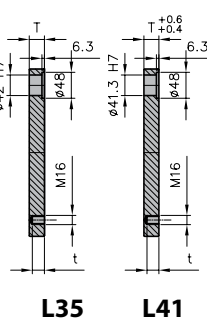
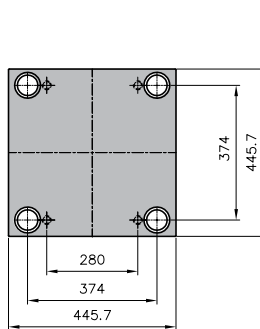


L30



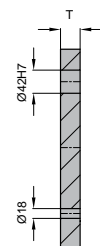
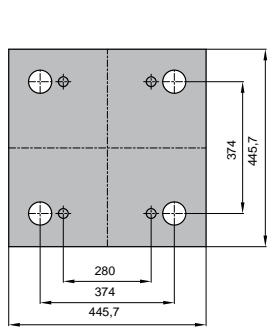
	Mat.	T			
		22	27	36	46
L05	1730			●	●
L10	1730			●	●
L30	1730		●	●	

L35/L41



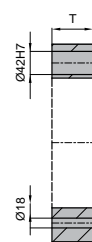
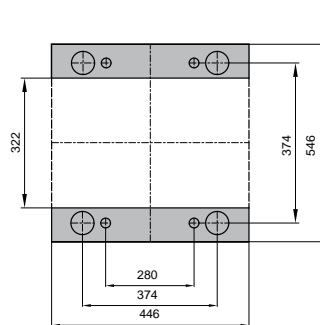
	Mat.	T									
		22	27	36	46	56	66	76	86	96	116
L35	1730				●	●	●	●	●	●	●
	Toolox										
	2085										
	2311										
	2312										
L41	2343										
	2767										
	2083										

L45



Mat.	T			
	27	36	46	56
1730			●	●

L50

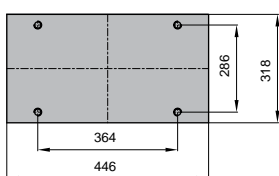


Mat.	T						
	56	66	76	86	96	116	136
1730		●	●	●	●	●	

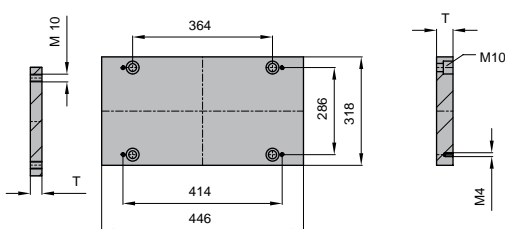
L55/L60



L55



L60

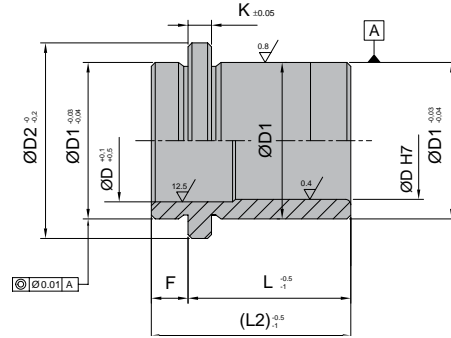


L55	T		
Mat.	12	17	22
1730		●	

L60	T	
Mat.	22	27
1730		●



R04

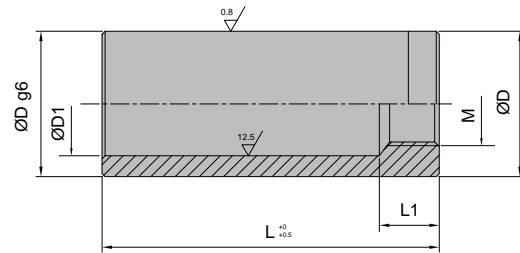


Mat.: EN 10084 16NiCr4 - 1.5714

Mat.: EN 10084 16NiCr4 - 1.5714

D	L	L2	D1	D2	K	F	D	L	L2	D1	D2	K	F
30/32	27	36	42	47	6	9	30/32	86	95	42	47	6	9
	36	45						96	105				
	46	55						116	125				
	56	65						136	145				
	66	75						156	165				
	76	85						196	205				

R05

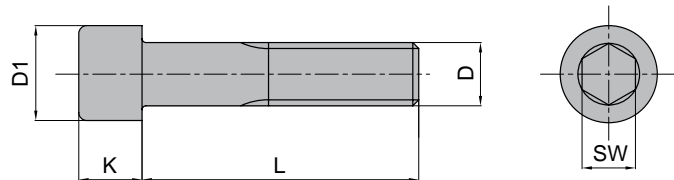


Mat.: EN 10084 16NiCr4 - 1.5714

Mat.: EN 10084 16NiCr4 - 1.5714

L1	D1	M	D	L	L1	D1	M	D	L
13	33	M12	42	40	13	33	M12	42	140
				60					160
				80					180
				100					200
				120					220

M



Mat.: EN 10084 16NiCr4 - 1.5714

Mat.: EN 10084 16NiCr4 - 1.5714

Mat.: EN 10084 16NiCr4 - 1.5714

Mat.: EN 10084 16NiCr4 - 1.5714

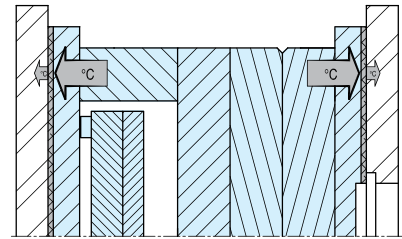
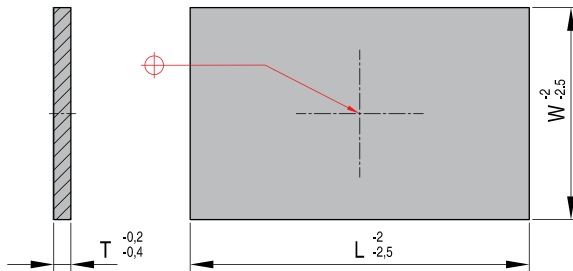
D	L	D1	K	SW	D	L	D1	K	SW	D	L	D1	K	SW	D	L	D1	K	SW
M10	25	16	10	8	M16	60	24	16	14	M16	140	24	16	14	M16	220	24	16	14
M16	20	24	16	14		65					150					240			
	30					70					160					250			
	35					80					180					260			
	40					100					190					300			
	45					120					200					320			
	50					130					210								



Insulating plates

R 42

T = 230°C
λ = 0,21 W/mK
P = 600 N/mm²

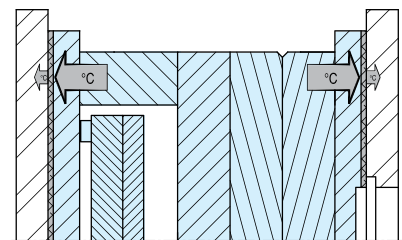
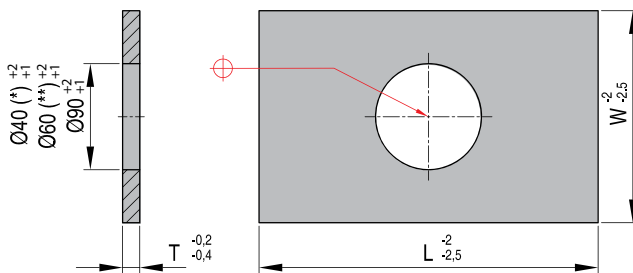


REF	W	L	T
R 42 446x446-8,5	446	446	8,5

Insulating plates

R 43

T = 230°C
λ = 0,21 W/mK
P = 600 N/mm²



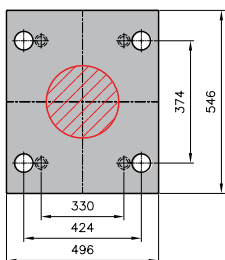
REF	W	L	T
R 43 446x446-8,5	446	446	8,5



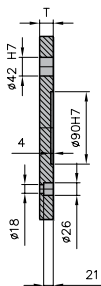
L05/L10/L30



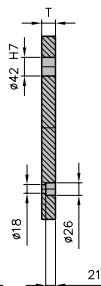
L05/L10



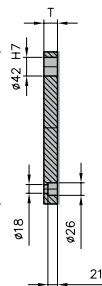
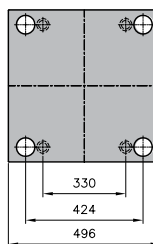
L05



L10

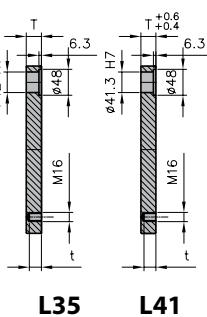
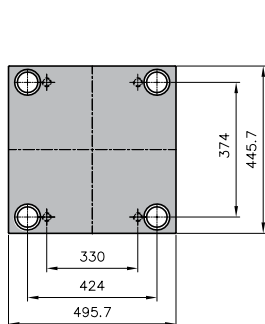


L30



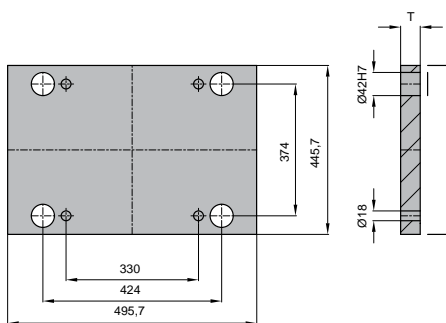
	Mat.	T			
		22	27	36	46
L05	1730			●	●
L10	1730			●	●
L30	1730		●	●	

L35/L41



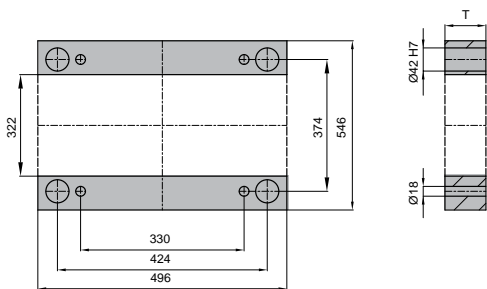
	Mat.	T									
		22	27	36	46	56	66	76	86	96	116
L35	1730				●	●	●	●	●	●	●
	Toolox										
	2085										
	2311										
	2312										
L41	2343										
	2767										
	2083										

L45



Mat.	T			
	27	36	46	56
1730			●	●

L50

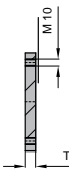
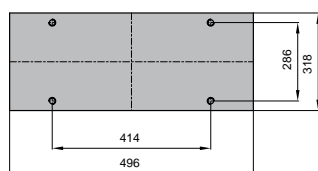


Mat.	T						
	56	66	76	86	96	116	136
1730			●	●	●	●	

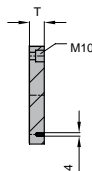
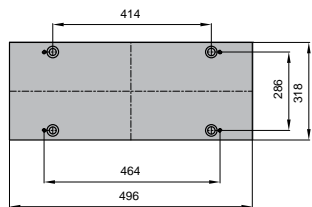
L55/L60



L55



L60

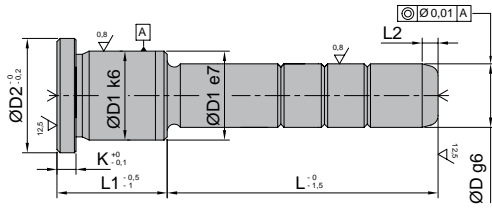


L55	T		
Mat.	12	17	22
1730			●

L60	T	
Mat.	22	27
1730		●



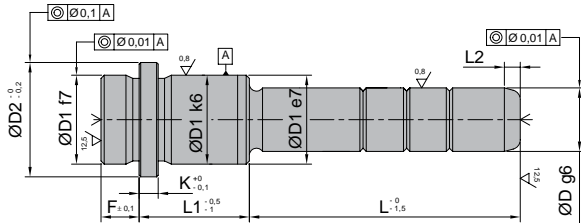
R01



Mat.: EN 10084 16NiCr4 - 1.5714

D	D1	D2	K	L2	L1	L																											
						20	25	35	40	45	50	55	60	65	70	75	80	85	90	95	105	110	115	125	135	155	165	175	195	215	235		
30/32	42	47	6	7	27																												
					36																												
					46																												
					56																												
					66																												
					76																												
					86																												
					96																												
					116																												
					136																												
					156																												
					196																												

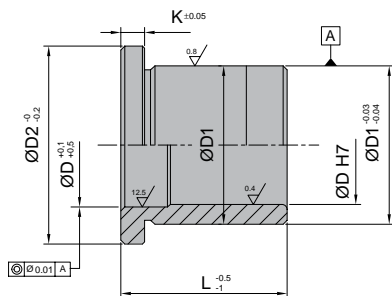
R02



Mat.: EN 10084 16NiCr4 - 1.5714

D	D1	D2	K	f	L2	L1	L																																					
							30	35	45	50	55	65	70	75	85	90	95	105	110	115	125	130	135	145	150	155	165	175	185	195	205	215	225	235	245	255	285	295						
30/32	42	47	6	9	7	27																																						
						36																																						
						46																																						
						56																																						
						66																																						
						76																																						
						86																																						
						96																																						
						116																																						
						136																																						
						156																																						
						196																																						

R03



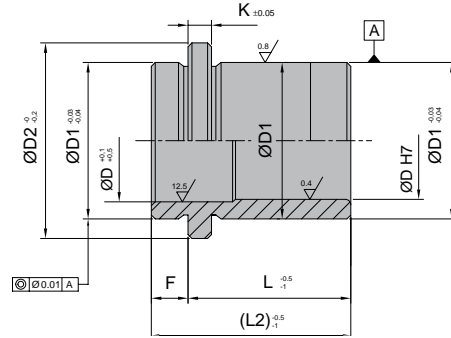
Mat.: EN 10084 16NiCr4 - 1.5714

Mat.: EN 10084 16NiCr4 - 1.5714

D	L	D1	D2	K	D	L	D1	D2	K
30/32	27	42	47	6	30/32	86	42	47	6
	36								
	46								
	56								
	66								
	76								
						96			
						116			
						136			
						156			



R04

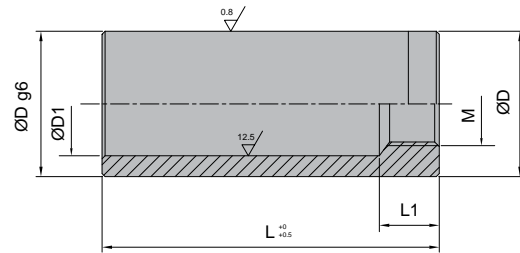


Mat.: EN 10084 16NiCr4 - 1.5714

Mat.: EN 10084 16NiCr4 - 1.5714

D	L	L2	D1	D2	K	F	D	L	L2	D1	D2	K	F
30/32	27	36	42	47	6	9	30/32	86	95	42	47	6	9
	36	45						96	105				
	46	55						116	125				
	56	65						136	145				
	66	75						156	165				
	76	85						196	205				

R05

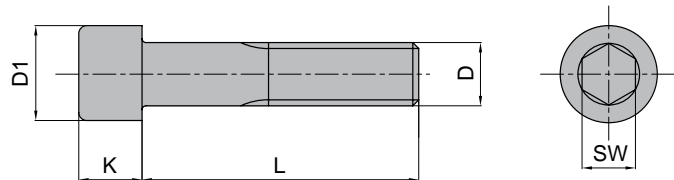


Mat.: EN 10084 16NiCr4 - 1.5714

Mat.: EN 10084 16NiCr4 - 1.5714

L1	D1	M	D	L	L1	D1	M	D	L
13	33	M12	42	40	13	33	M12	42	140
				60					160
				80					180
				100					200
				120					220

M



Mat.: EN 10084 16NiCr4 - 1.5714

Mat.: EN 10084 16NiCr4 - 1.5714

Mat.: EN 10084 16NiCr4 - 1.5714

Mat.: EN 10084 16NiCr4 - 1.5714

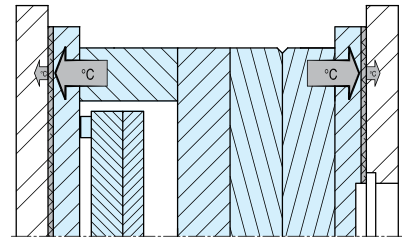
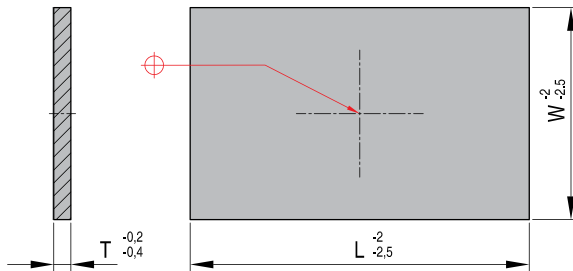
D	L	D1	K	SW	D	L	D1	K	SW	D	L	D1	K	SW	D	L	D1	K	SW
M10	25	16	10	8	M16	60	24	16	14	M16	140	24	16	14	M16	220	24	16	14
M16	20	16	14	65		150					240								
	30			70		160					250								
	35			80		180					260								
	40			100		190					300								
	45			120		200					320								
	50			130		210													



Insulating plates

R 42

T = 230°C
λ = 0,21 W/mK
P = 600 N/mm²

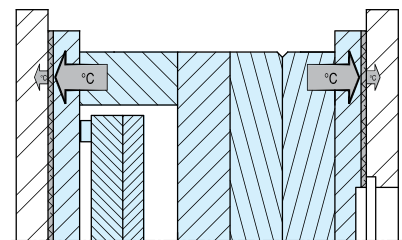
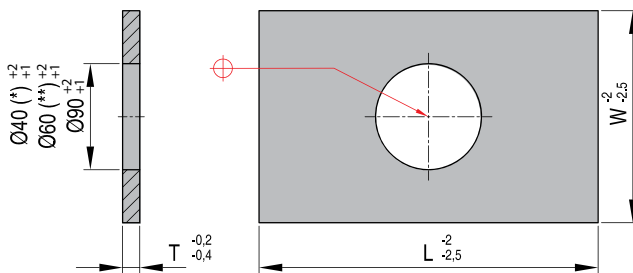


REF	W	L	T
R 42 446x496-8,5	446	496	8,5

Insulating plates

R 43

T = 230°C
λ = 0,21 W/mK
P = 600 N/mm²



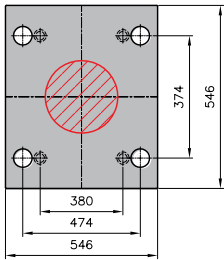
REF	W	L	T
R 43 446x496-8,5	446	496	8,5



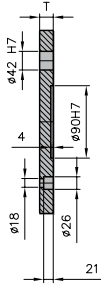
L05/L10/L30



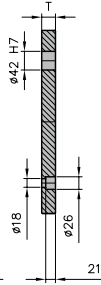
L05/L10



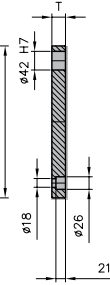
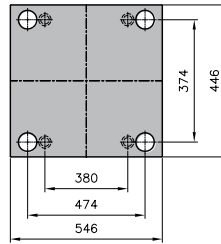
L05



L10

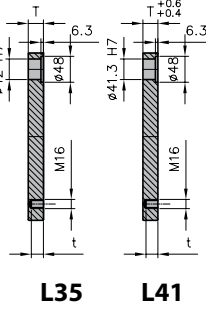
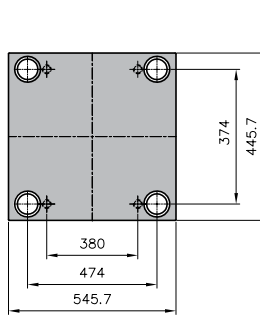


L30



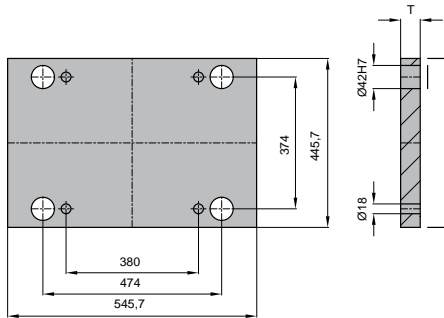
	Mat.	T			
		22	27	36	46
L05	1730			●	●
L10	1730			●	●
L30	1730		●	●	

L35/L41



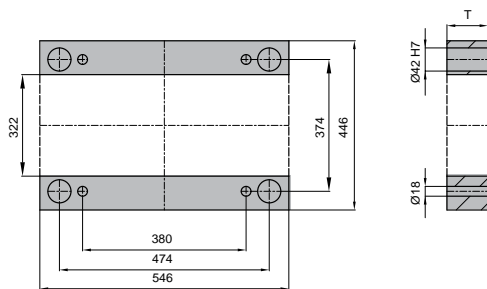
	Mat.	T									
		22	27	36	46	56	66	76	86	96	116
L35	1730				●	●	●	●	●	●	●
	Toolox										
	2085										
	2311										
	2312										
L41	2343										
	2767										
	2083										

L45



Mat.	T			
	27	36	46	56
1730			●	●

L50

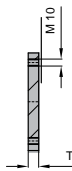
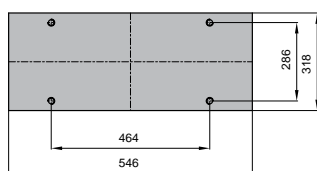


Mat.	T						
	56	66	76	86	96	116	136
1730			●	●	●	●	

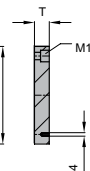
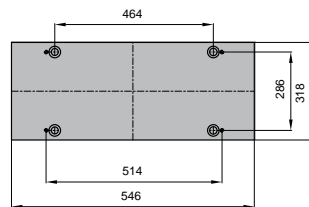
L55/L60



L55



L60

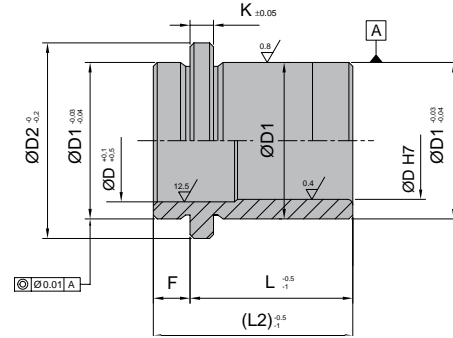


L55	T		
Mat.	12	17	22
1730			●

L60	T	
Mat.	22	27
1730		●



R04

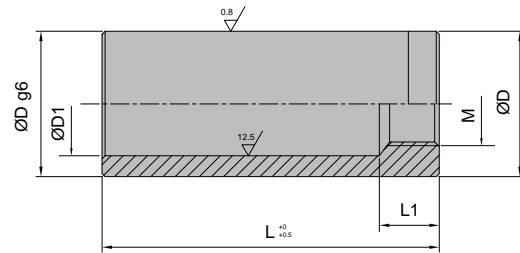


Mat.: EN 10084 16NiCr4 - 1.5714

Mat.: EN 10084 16NiCr4 - 1.5714

D	L	L2	D1	D2	K	F	D	L	L2	D1	D2	K	F
30/32	27	36	42	47	6	9	30/32	86	95	42	47	6	9
	36	45						96	105				
	46	55						116	125				
	56	65						136	145				
	66	75						156	165				
	76	85						196	205				

R05

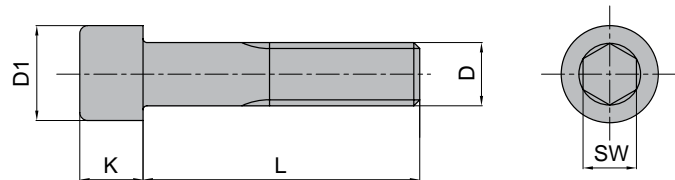


Mat.: EN 10084 16NiCr4 - 1.5714

Mat.: EN 10084 16NiCr4 - 1.5714

L1	D1	M	D	L	L1	D1	M	D	L
13	33	M12	42	40	13	33	M12	42	140
				60					160
				80					180
				100					200
				120					220

M



Mat.: EN 10084 16NiCr4 - 1.5714

Mat.: EN 10084 16NiCr4 - 1.5714

Mat.: EN 10084 16NiCr4 - 1.5714

Mat.: EN 10084 16NiCr4 - 1.5714

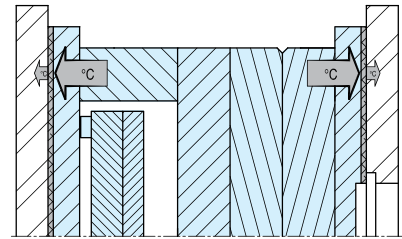
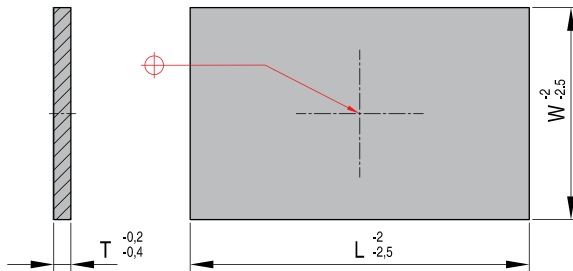
D	L	D1	K	SW	D	L	D1	K	SW	D	L	D1	K	SW	D	L	D1	K	SW
M10	25	16	10	8	M16	60	24	16	14	M16	140	24	16	14	M16	220	24	16	14
M16	20	16	14	65		150					240								
	30			70		160					250								
	35			80		180					260								
	40			100		190					300								
	45			120		200					320								
50	130	210																	



Insulating plates

R 42

T = 230°C
λ = 0,21 W/mK
P = 600 N/mm²

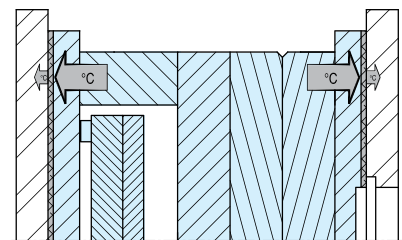
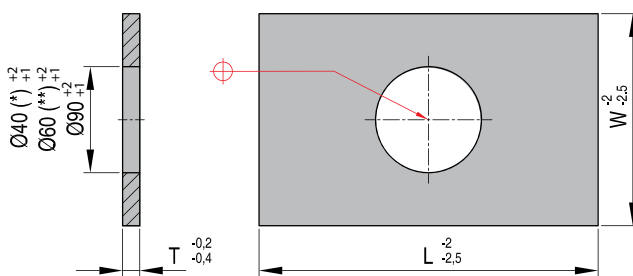


REF	W	L	T
R 42 446x546-8,5	446	546	8,5

Insulating plates

R 43

T = 230°C
λ = 0,21 W/mK
P = 600 N/mm²



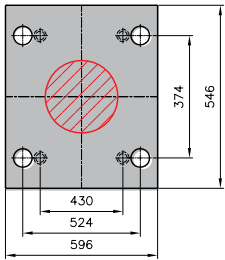
REF	W	L	T
R 43 446x546-8,5	446	546	8,5



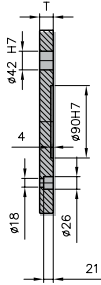
L05/L10/L30



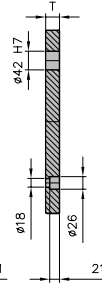
L05/L10



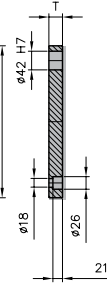
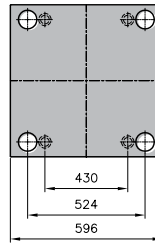
L05



L10

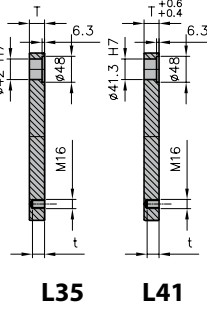
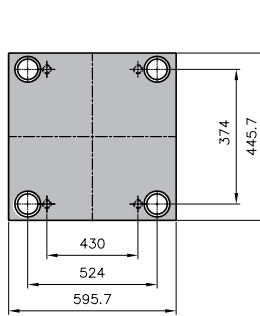


L30



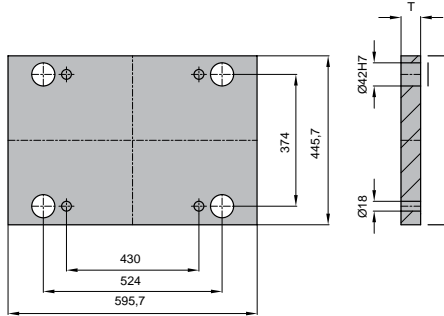
	Mat.	T			
		22	27	36	46
L05	1730			●	●
L10	1730			●	●
L30	1730		●	●	

L35/L41



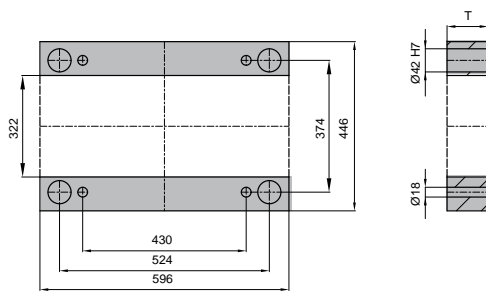
	Mat.	T									
		22	27	36	46	56	66	76	86	96	116
L35	1730				●	●	●	●	●	●	
	Toolox										
	2085										
	2311										
	2312										
L41	2343										
	2767										
	2083										

L45



Mat.	T			
	27	36	46	56
1730			●	●

L50

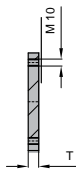
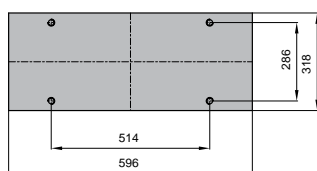


Mat.	T						
	56	66	76	86	96	116	136
1730			●	●	●	●	

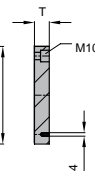
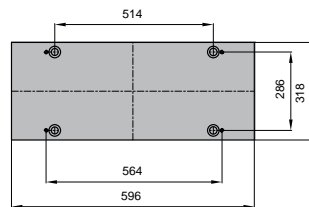
L55/L60



L55



L60

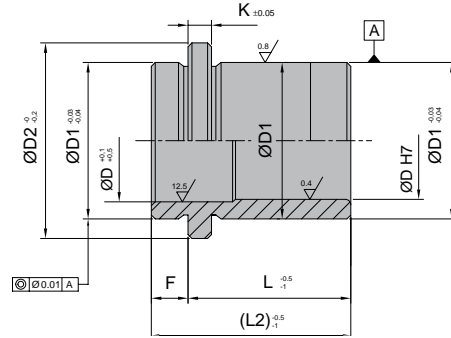


L55 Mat.	T		
	12	17	22
1730			●

L60 Mat.	T	
	22	27
1730		●



R04

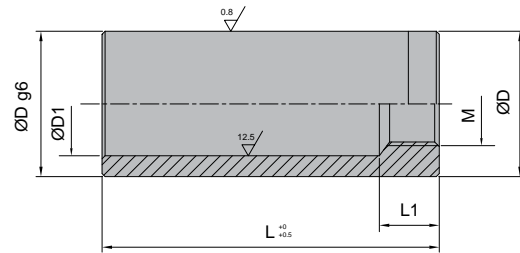


Mat.: EN 10084 16NiCr4 - 1.5714

Mat.: EN 10084 16NiCr4 - 1.5714

D	L	L2	D1	D2	K	F	D	L	L2	D1	D2	K	F
30/32	27	36	42	47	6	9	30/32	86	95	42	47	6	9
	36	45						96	105				
	46	55						116	125				
	56	65						136	145				
	66	75						156	165				
	76	85						196	205				

R05

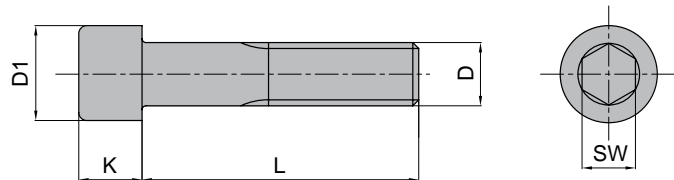


Mat.: EN 10084 16NiCr4 - 1.5714

Mat.: EN 10084 16NiCr4 - 1.5714

L1	D1	M	D	L	L1	D1	M	D	L
13	33	M12	42	40	13	33	M12	42	140
				60					160
				80					180
				100					200
				120					220

M



Mat.: EN 10084 16NiCr4 - 1.5714

Mat.: EN 10084 16NiCr4 - 1.5714

Mat.: EN 10084 16NiCr4 - 1.5714

Mat.: EN 10084 16NiCr4 - 1.5714

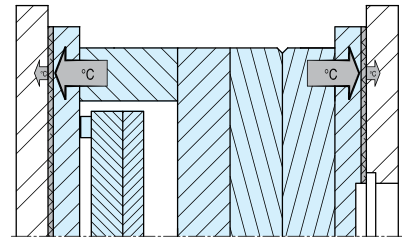
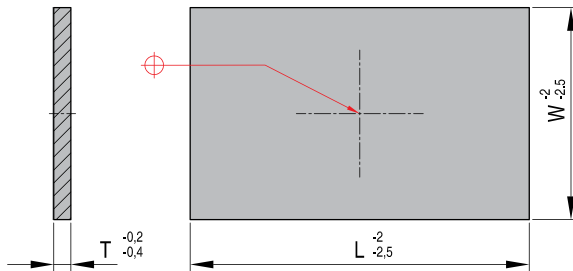
D	L	D1	K	SW	D	L	D1	K	SW	D	L	D1	K	SW	D	L	D1	K	SW
M10	25	16	10	8	M16	60	24	16	14	M16	140	24	16	14	M16	220	24	16	14
M16	20	24	16	14		65					150					240			
	30					70					160					250			
	35					80					180					260			
	40					100					190					300			
	45					120					200					320			
50	130	210																	



Insulating plates

R 42

T = 230°C
λ = 0,21 W/mK
P = 600 N/mm²

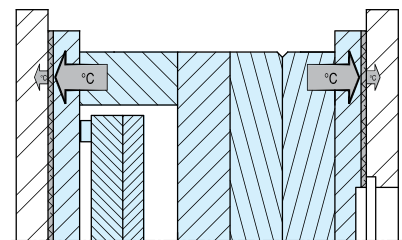
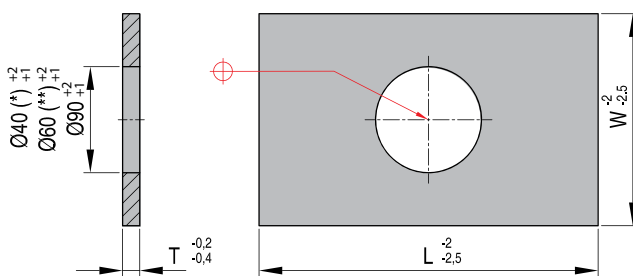


REF	W	L	T
R 42 446x596-8,5	446	596	8,5

Insulating plates

R 43

T = 230°C
λ = 0,21 W/mK
P = 600 N/mm²



REF	W	L	T
R 43 446x596-8,5	446	596	8,5



Toolox 33

AA

Analysis & tensile strength: ca. 980 MPa (N/mm²)

C = 0,24
Si = 1,10
Mn = 0,80
Cr = 1,20
Mo = 0,30

- Tool & cavity steel
- No heat treatment required
- Modern alternative to 2311 and 2312
- Can be nitrided & coated
- Has ESU properties

1.1730

DME 01

Analysis & tensile strength: ca. 640 MPa (N/mm²)

C = 0,45
Si = 0,30
Mn = 0,70

- Non alloy tool steel
- Not to be hardened and easy to machine
- For molds and simple structural components

1.2312

DME 03

Analysis & tensile strength: ca. 1050 MPa (N/mm²)

C = 0,40
Mn = 1,50
Mo = 0,20
Si = 0,40
Cr = 1,90
S = 0,07

- Low alloy pre-heat treated tool steel
- Excellent machinability
- No further hardening required
- Can be nitrided

1.2767

DME 06

Analysis & tensile strength: ca. 830 MPa (N/mm²)

C = 0,45
Cr = 1,40
Ni = 4,00
Mo = 0,30
Si = 0,20
Mn = 0,30

- Through hardening tool steel
- High polishability
- Good toughness and shock resistant.
- The standard quality for molds for injection molding



1.2311

DME 07

Analysis & tensile strength: ca. 1050 MPa (N/mm²)

C = 0,40
Si = 0,40
Mn = 1,50
Cr = 1,90
Mo = 0,20

- Low alloy pre-heat treated tool and cavity steel
- Suitable for molds without a hardening treatment
- Can be hard chromed and nitrided
- Supreme surface appearance

1.2085

DME 19

Analysis & tensile strength: ca. 1080 MPa (N/mm²)

C = 0,33
Cr = 16,0
Ni = 0,30
Mo = 1,20
S = 0,06
Si = 0,30
Mn = 0,80

- Pre-toughened, corrosion resistant tool steel
- Good cutting properties
- Suitable for corrosion resistant molds and use with chemically aggressive plastics

1.2083

DME 20

Analysis & tensile strength: ca. 720 MPa (N/mm²)

C = 0,42
Cr = 13,0

- Chromium alloy stainless tool steel
- Good corrosion and wear resistance
- Good polishability
- Excellent cavity steel


1.2343

DME 25

Analysis & tensile strength: ca. 770 MPa (N/mm²)


C = 0,38
Si = 1,0
Cr = 5,3
Mo = 1,3
V = 0,4

- Hot work tool steel with high temperature stability and very good toughness
- Suitable for nitriding
- Diecasting tools for light metals and plastics





P-Plates





Off-the-shelf - other dimensions upon request - 4-5 day delivery

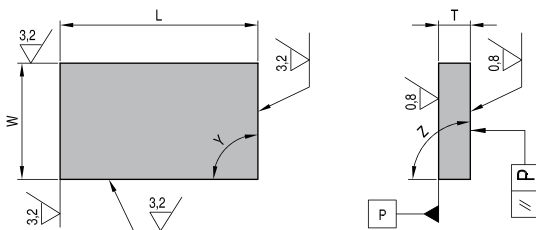
Y/X	T						
	12	17	22	27	36	46	56
156x156	●	●	●	●	●	●	●
156x196	●	●	●	●	●	●	●
156x246	●	●	●	●	●	●	●
190x246	✗	✗	●	●	●	●	●
196x196	✗	✗	●	●	●	●	●
196x296	✗	✗	●	●	●	●	●
196x346			●	●	●	●	●
246x246			●	●	●	●	●
246x296			●	●	●	●	●
246x346			●	●	●	●	●
246x396			●	●	●	●	●
296x296			●	●	●	●	●
296x346			●	●	●	●	●
296x396			●	●	●	●	●
296x446				●	●	●	●
346x346				●	●	●	●
346x396				✗	✗	✗	✗
346x446				✗	✗	✗	✗
346x496				✗	✗	✗	✗
396x396				✗	✗	✗	✗
396x446				✗	✗	✗	✗
396x496				✗	✗	✗	✗
396x546				✗	✗	✗	✗
446x446				✗	✗	✗	✗
446x496				✓	✓	✓	✓
446x546				✓	✓	✓	✓
446x596				✓	✓	✓	✓

- available off-the-shelf in: 1730, 2312, 2767, 2311, 2343
- ✗ available off-the-shelf only in: 1730, 2311
- ✓ available off-the-shelf only in: 1730

other dimensions upon request - 4-5 day delivery

PLT

Tolerances




- Ground mold plates. Length and width square milled, thickness finish-ground

L & W ≤ 496	L & W > 496	T 1.1730 1.2311 1.2312 Toolox 1.2085	T 1.2083 1.2343 1.2767	Y	Z	P
±0,05	±0,05	+0,25/+0,15	+0,50/+0,40	0,02/100	0,02/100	0,01/100 max 0,05




Clamping Fixtures





CLP

Euro series



L30

- accurate and precise repetitive clamping
- save on costly down time
- standard sized base plates, allow all Euro type tool dimensions of 156 x 156 to 596 x 796 to be processed (Incl. 190 x 246 mm)
- shortens set-up times drastically
- easy horizontal and vertical processing
- clamping of P-Plates possible

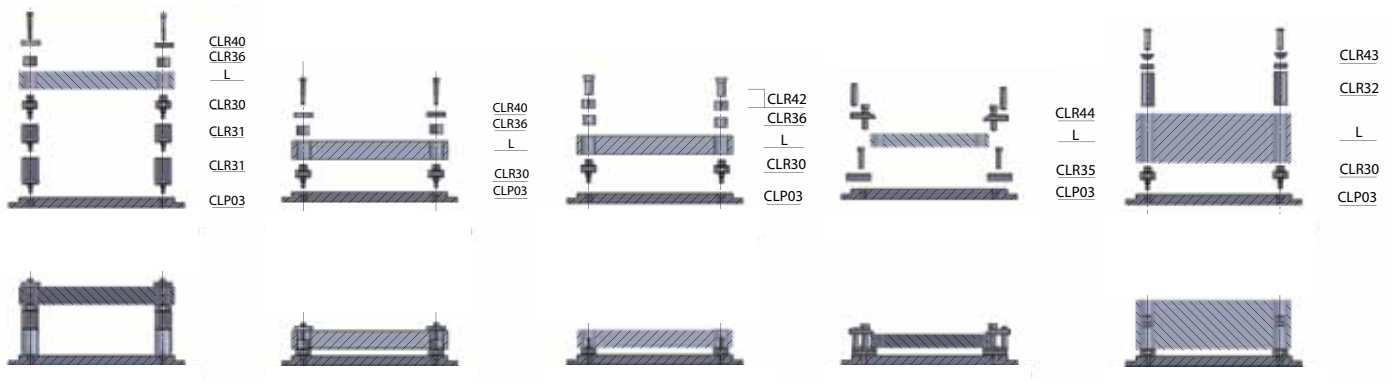
Info

List of plates which can be clamped

W	156	196	246	296	346	396	L	446	496	546	596	646	696	796
156														
196														
246														
296														
346														
396														
446														
496														
546														
596														

Info

Clamping examples





Components

	REF	Dimensions
	CLR30	20 x 34
		26 x 40
		30 x 44
		42 x 56
		54 x 68
	CLR31	56 x 60 x 20
		56 x 60 x 26
		56 x 60 x 30
		56 x 60 x 42
		56 x 90 x 20
		56 x 90 x 26
		56 x 90 x 30
		56 x 90 x 42
		68 x 60 x 54
		68 x 90 x 54
20,0 x 021,5		
25,5 x 021,5		
26,0 x 021,5		
29,4 x 125,0		
29,4 x 021,5		
30,0 x 125,0		
30,0 x 021,5		
41,3 x 150,0		
41,3 x 021,5		
42,0 x 150,0		
42,0 x 021,5		
53,2 x 190,0		
53,2 x 021,5		
54,0 x 190,0		
54,0 x 021,5		
	CLR35	20
	CLR40	20 x 30
		26 x 38
		30 x 44
		42 x 56
		54 x 68

	REF	Dimensions
	CLR42	19,6
		20,0
		25,5
		26,0
		29,4
	CLR43	30,0
		41,3
		42,0
		53,2
		54,0
	CLR44	70
	CLR51	M12
	CLR55	M14
	CLR56	M14
	CLR57	10
	CLP03	366 x 546
		466 x 646
		556 x 846

Screws M12 to be defined by the customer, taking the spacer height into account

Use of the assembly tool CLR 57

CLR57 is used for screwing the location element CLR30 and distance element CLR31 in and out.

Use of CLR51

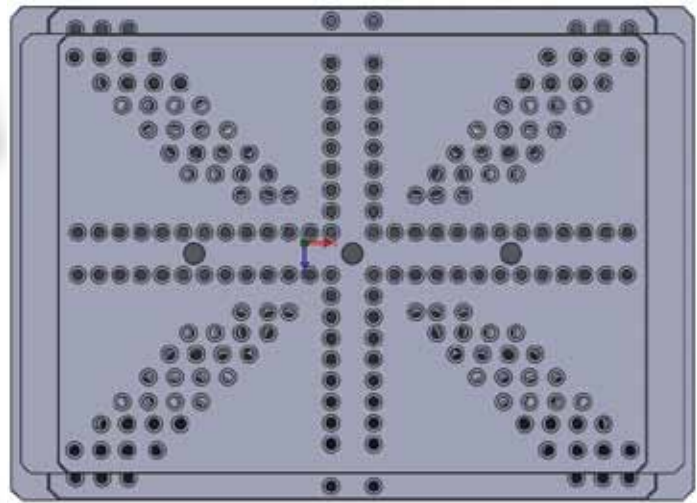

The CLR51 sealing plug is screwed into the holes in the base plate CLP03 and prevents soiling during processing.



Info

Universal clamping fixture method

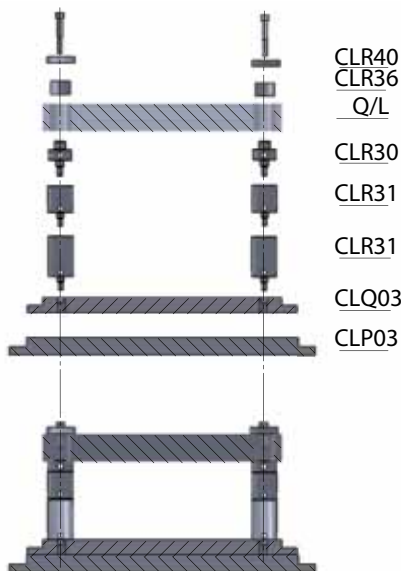
L30



- allows mounting on other clamping fixtures currently available on the market
- accurate and precise repetitive clamping
- save on costly down time
- standard sized base plate, allowing Quick Ship tool dimensions of 156 x 156 to 446 x 596 to be processed
- shortens set-up times drastically
- easy horizontal and vertical processing
- clamping of P-Plates possible

Info

Clamping of Q/L-plates for lateral processing



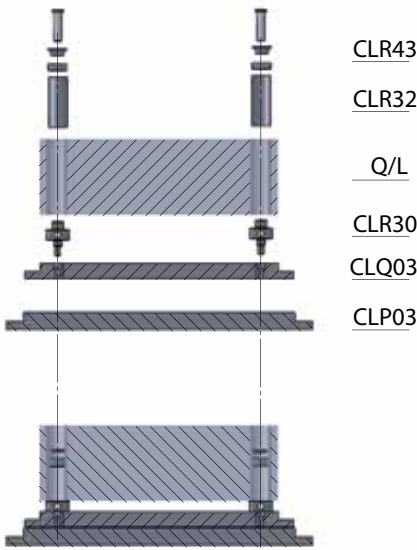
CLR40
CLR36
Q/L
CLR30
CLR31
CLR31
CLQ03
CLP03

For lateral processing the use of distance elements CLR31 is recommended. These are screwed one above the other to the base plate CLP03 with the assembly tool CLR57. The distance elements and system bores of the Q/L-plate to be clamped must have the same gauges. Screw the location elements CLR30 to the distance elements. The Q/L-plate is then placed on the location elements and positioned by using centering sleeves CLR32. The Q/L-plate can then be clamped with the washers CLR40 or the locking washers CLR42 or CLR43 depending on the system diameter.



Info

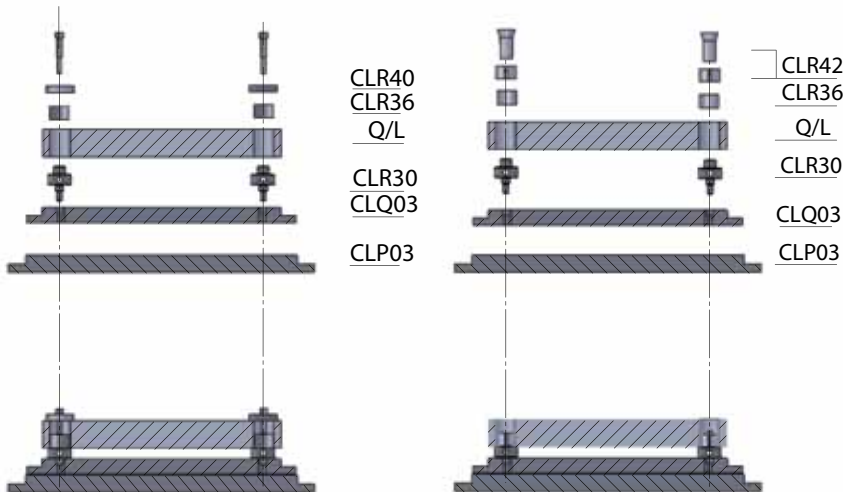
Clamping of Q/L-plates with clamping disc CLR42 or CLR43



Screw the location elements CLR30 to the base plate CLP03 with the assembly tool CLR57. The distance elements and system bores of the Q/L-plate to be clamped must have the same gauges. The Q/L-plate is placed on the location elements and positioned using the centering sleeves CLR32. Clamp the Q/L-plate with locking washers CLR42 or CLR43 depending on the system diameter.

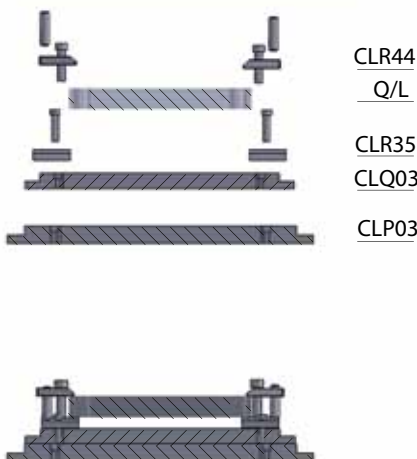
For support, especially of larger plates, it is recommended to use the support element CLR35.

Clamping of Q/L-plates with washer CLR40





Screw the location elements CLR30 to the base plate CLP03 with the assembly tool CLR57. The distance elements and system bores of the Q/L-plate to be clamped must have the same gauges. The Q/L-plate is placed on the location elements and positioned using the centering sleeves CLR32. The Q/L-plate is clamped by screwing the washer CLR40 to the centering holders, diagonally. The recess of the washer must face the plate.


Clamping P-plates with clamping bar CLR44




Screw the CLR35 support elements to the base plate CLP03. The clamping bar CLR44 is screwed onto the CLR35 and the P plate is placed on the support elements, positioned and clamped.











GENERAL CONDITIONS OF SALE DME EUROPE

1. CONCLUSION OF CONTRACT - APPLICATION

The contract is validly entered into and the order is accepted after written confirmation by seller. These sales conditions apply to the exclusion of any other terms or conditions, unless expressly accepted in writing beforehand by the vendor.

Seller has 30 (thirty) days since the reception of the order to accept or to refuse it. During this period, buyer shall not withdraw his order.

Absence of any written confirmation of the order shall only be interpreted as being an implicit acceptance in case of performance of the order by seller.

2. PAYMENT

Unless otherwise agreed in writing, invoices are payable in the stated currency within 30 (thirty) days after invoice date to the bank designated by seller. Transfer charges are for account of buyer.

If buyer does not pay within this term, seller shall automatically have ipso jure and without any prior formal notice, the right to charge legal interest plus 2 % from due date of the invoice. Moreover, in case of late payment, a fixed indemnity corresponding to 10 % of the payable amount shall automatically be due from the first day following the due date, without prejudice to seller's right to prove higher damage and ask for corresponding indemnity. Should payment be in foreign currency, seller has the right to adapt the foreign currency in case of depreciation of this foreign currency in regard of the euro.

Should payment of the delivered goods be in instalments, the non-payment of one of the instalments gives seller the right to terminate the contract. The payments, which were done until then, shall remain property of seller as indemnity, without prejudice to the right to claim further damages or to the right to require the performance of the contract.

Payment of advance shall not give buyer the right to terminate the contract upon reimbursement of the paid advance. If payment is done by bill of exchange or check, payment is deemed satisfied only when the bill of exchange or the check is honoured.

Place of payment is always Mechelen even if payment is done with bill of exchange.

3. RETENTION OF TITLE

Delivered goods remain property of seller until full payment has been received by seller. The sale of an unpaid item by buyer to a third party results in automatic assignment of the debt due by the third party to buyer, inclusively the retention of title, to seller. Seller has then the authority to take any necessary means in order to validly assign towards the third party. Seller may retake unpaid goods at any time and he may inform any client and/or any subcontractor of buyer about the fact that seller is and remains the only owner of the concerned goods until full payment.

The purchaser undertakes to carefully keep the goods that have not been paid for, and undertakes not to pledge them or use them in any other way as a guarantee or security. The purchaser shall inform third parties who may apply any security rights over his assets (such as, but not limited to, the lessor of the premises occupied by the purchaser) that the products are and shall remain the property of the vendor until full payment of all sums owed by the purchaser to the vendor, and in the event of an attachment or other measures taken by third parties that apply to products for which full payment has not yet been made the purchaser undertakes to immediately inform the vendor of this to enable him to apply his rights.

4. RISKS

Notwithstanding the preceding provisions, the risk transfers to buyer as soon as he has the goods at his disposal.

5. DISPATCHING OF INSIGNIFICANT VALUE

Each dispatch of less than € 50 will be increased with costs of payments and may, at seller's option, be sent cash on delivery (COD).

6. PRICE OFFERS AND PRICE LISTS

Price offers and price lists are without obligation and are subject to change without any previous notice.

Any information released by seller is delivered in good faith and seller shall not be responsible for the choice of material and goods.

7. PRICE AND DISPATCHING

All prices are ex works. Transportation, duties and taxes for account of buyer, unless seller's previous and express written specification to the contrary. Seller shall send goods by the fastest and most economic way at the risks of buyer. Goods may be insured by seller at buyer's option, the insurance premiums are for buyer. Seller is not responsible for the choice of packing.

8. DELIVERY

Date of delivery is the date when the goods are ready for inspection at the indicated place. Place of origin is Mechelen, Belgium, or any other place indicated by seller. Seller is not responsible for any late delivery, except those delays due to his own fault or gross negligence.

9. RETURNING OF GOODS

No goods can be returned without seller's previous, express and written consent. If buyer commits an error in ordering, the retaking of goods is possible only for inventory standard items. Goods must be returned within 15 (fifteen) days after invoice date and all goods must be in original conditions; all costs of transport are for buyer, as well as insurance and repacking costs. Special-order goods, marked or used items are non-returnable.

10. DEFECTS

Seller warrants defects in material and/or workmanship. Warranty is limited to the replacement or repair, at seller's option, of any merchandise found defective during 1 month. This warranty does not include defects due to buyer's fault or to abnormal use, bad maintenance, imperfect installation, buyer's inadequate repair, unforeseeable circumstances or in case changes were brought to material without previous and express written approval of seller.

Notice of conspicuous defects must be given to seller by registered letter sent within 10 (ten) working days following date of delivery.

Notice of hidden defects must be given to seller by registered letter within 10 (ten) working days after date of discovery, and in any case, within a 10-month term following date of delivery.

Seller is not responsible for any damage and in particular salary and material costs, losses, loss of profit or loss of a chance incurred by buyer, unless it is demonstrated that defect is due to seller's gross or intentional fault. If seller is responsible for a defect, seller has the right either to terminate the contract and to pay back all the invoiced prices or to replace the delivered product within a reasonable term. If goods for repair must be transported, costs and risks of this transport are for buyer.

In case seller is responsible for any damage, this will be limited to the foreseeable damage with a maximum amount corresponding to the amount of the product's invoiced price.

Should a third party lodge a claim against seller to obtain payment of an indemnity for a damage for which seller is not responsible in accordance with the present conditions or for a higher amount than the one seller is responsible for, buyer will warrant seller against those claims.

11. DESCRIPTION

Only product descriptions used in seller's latest literature and correspondence with buyer, are binding for description of goods.

Buyer is responsible for using items in conformity with all regulations, including but not limited to, the safety regulations in force at the place of use.

12. SPECIFIC ORDERS

For the performance of a special work, the project signed by buyer is binding to the extent it has been accepted by seller.

For the performance of such work, special conditions may be required. In case of any inconsistency between general conditions and special conditions, the special conditions shall apply. Should special conditions be unclear, they shall be interpreted in light of the general conditions.

13. ACT OF GOD

Seller shall not pay any damage for non-performance or late performance of his undertakings due to Act of God. Act of God includes in particular and without being limited thereto, strike, lock-out, and the non-performance by seller's suppliers of their undertakings.

14. VALIDITY AND INDIVIDUAL CLAUSES

If one or more provisions of these present general conditions are held to be invalid, the remaining provisions will continue to be valid and enforceable, and parties will agree upon other provisions having an economic effect that corresponds closest to the economic effect of the invalid provision(s).

15. WAIVER

In case seller does not exercise one of his rights in accordance with the present conditions, this shall not be interpreted as a waiver of these rights.

16. APPLICABLE LAW – COMPETENT COURTS

This sales contract will be governed by Belgian law. The competent court is the Commercial Court of Mechelen, without prejudice to seller's right to introduce the case before another competent court.



Your contact:

DME Europe
Industriepark Noord G1
2800 Mechelen - Belgium
Tel.: +32 15 21 50 11
Fax: +32 15 40 51 11
dme_europe@dmeeu.com



BE
Tel. : +32 15 21 50 21
Fax : +32 15 40 51 21
dme_benelux@dmeeu.com

CZ
Tel.: 800 142 451 - 571 616 320
Fax: 800 142 450 - 571 611 996
dme_cz@dmeeu.com

DE
Tel. : +49 (0)2351 437 0
0800 664 82 50 - Toll free
Fax : +49 (0)2351 437 220
0800 664 82 51 - Toll free
dme_normalien@dmeeu.com

ES
Tel.: 900 900 342 - Toll free
Fax: 900 900 343 - Toll free
expulsores_girona@dmeeu.com

Export
Tel. : +32 15 21 50 17
Fax : +32 15 40 51 17
dme_export@dmeeu.com

FR
Tel.: +33 1 49 93 92 23
Fax: +33 1 49 93 92 22
dme_france@dmeeu.com

NL
Tel. : +31 (0)2065 45 571
Fax : +31 (0)2065 45 572
dme_benelux@dmeeu.com

PL
Tel. : +800 331 1312
Fax : +800 331 1313
dme_polska@dmeeu.com

PT
Tel.: 800 207 900 - Toll free
Fax: 800 207 901 - Toll free
expulsores_girona@dmeeu.com

RO
Tel. : 0800 833 370 - Toll free
Fax : 0800 833 371 - Toll free
dme_export@dmeeu.com

SK
Tel.: 0800 142 451 -
+420 571 616 320
Fax: 0800 142 450 -
+420 571 611 996
dme_cz@dmeeu.com

UK
Tel.: +44 2071 3300 37
Fax: +44 2071 3300 36
dme_uk@dmeeu.com